



Welcome to
Burlington Nursery
2023/2024

The Blue Nursery Team (full-time children)

Teacher - Mrs Davies

Nursery Nurses - Mrs Hibbard & Mrs Datwani

Teaching Assistant- Mrs Vieru



Mrs Davies

Mrs Hibbard

Mrs Datwani

Mrs Vieru

The Green & Yellow Nursery Team (part-time children)

Teacher - Miss Cosgrove

Nursery Nurse - Miss Taylor

Teaching Assistant - Miss Bernard



Miss Cosgrove



Miss Taylor



Miss Bernard

Additional Nursery team members

Teaching Assistant - Miss Ingham

Lunchtime Assistants - Mathu Keerthishankar & Lauren Malone



Miss Danielle Ingham



Mrs Mathu Keerthishankar



Mrs Lauren Malone

The Two Year Old Nursery Team

Nursery Nurse - Sarah Williams

Teaching Assistant - Tharsh Parann



Mrs Williams



Mrs Parann

Start and Finish times

Blue Nursery (fulltime)

Start - 8.30 - 8.45

Pick up - 3.20-3.30

Green Nursery (am)

Start - 8.30 - 8.45

Pick up - 11.20-11.30

Yellow Nursery (pm)

Start - 12.30-12.45pm

Pick up - 3.20-3.30pm

Please be on time!

If you are late for drop off or pick up please go to the office first to fill in a late form.

It is upsetting for your child if you are late.

Staff lunch break is from 11.30-12.30 so if you are late we don't get lunch!

Orange Nursery (2yo am)

Start - 8.30-8.45

Pick up - 11.20-11.30

Purple Nursery (2yo pm)

Start - 12.30-12.45

Pick up - 3.20-3.30

What to bring to Nursery every day

Back pack

Change of clothes

Water bottle

Coat (warm or waterproof depending on the weather)

Summer - sunhat and sunscreen

Winter - hat and gloves



What to bring continued....

Nappies - 2 year olds only

Please put spare nappies and wipes in the back pack every day. We change the children if needed and always towards the end of their session.



Book Bags

We aim to ensure every child leaves Nursery with a love of books.

Every Friday we give your child a book to borrow. Please read it to your child and talk about the pictures and story.

Please write us a note in the Reading Diary about how much your child enjoyed it, what they found out, what your child joined in with or made them laugh!

You can buy book bags from www.pmgsschoolwear.co.uk



Naming

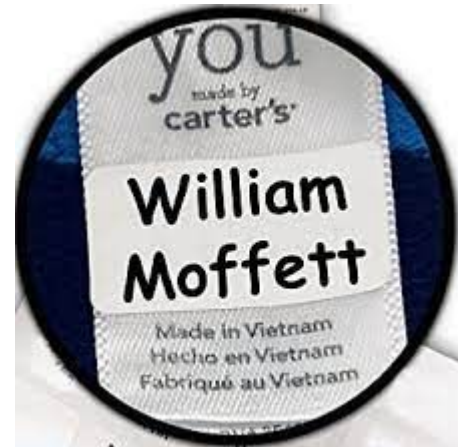
Please name everything your child wears or brings to Nursery.

It is tricky for us to return lost items if they are not named.

Top tips

Buy a sharpie permanent marker pen to name things

Order some name labels to stick, iron or sew into clothes.



Daily Routine

Green, Yellow, Orange and Purple

Welcome and exploring

Carpet time learning session

Choosing learning inside and outside

Fruit and milk available

Tidy up time

Storytime

Hometime/Go to Acorns



Blue

As above but instead of hometime we have lunchtime at 11.30am to 12.30pm.

Blue Nursery lunchtime

Children sit at tables of 8 with an adult. They are served a main course and desert and eat together using a knife and fork.

- The main course is always served with vegetables and salad.
- Dessert is fruit or yoghurt everyday, and a cookie, cake or other pudding on Fridays.
- Children are encouraged to drink a cup of water with lunch.
- Children are encouraged to try all the food.
- They clear their own plate and cutlery away afterwards.
- Please ensure you have let us know all dietary requirements and allergies.
- If you feel your child may struggle with different foods, please try out and talk about the lunch menu at home.
- If your child does not manage to eat enough we will call you and ask you to pick them up.

Please help your child learn how to use a knife and fork, drink from a cup and clear their own plate away.

What to wear

We play with water, soil, paint, felt tips, mud, shaving foam, playdoh, spaghetti and jelly. Your children will get dirty, messy, wet and muddy!

Children need to wear clothes that are not special, can be changed easily and are comfortable. Track suit bottoms and a T-shirt and jumper are best.



Fancy dress only on mufti days please.

What to wear cont...

We climb, slide, jump, run and paddle!

Children need to wear clothes they will not trip over or fall down. No long skirts and dresses please.

Children need to wear trainers or shoes with velcro. No open toed sandals or flip flops or shoe laces please.



2 Year Old uniform

The 2 year old children will be given a yellow T-shirt and jumper to wear. Please ensure they have their name in and they wear them every day. This helps distinguish them from other children in the Nursery.



Nursery expectations

On starting Nursery, I will:


1. Go to the toilet, flush the chain and wash my hands independently.



Most children are toilet trained (through the day) by age 3, becoming dry through the night between the ages of 3 and 4. They should also be able to wipe themselves and pull up their own pants. Please help them learn how to do this before they start Nursery. We do not routinely take children to the toilet. If you need help with toilet training please ask us

2. Leave my dummy at home.

Health professionals recommend that by age 3 children should no longer be using a dummy, sucking a thumb or drinking from a baby bottle. Continued use of dummies/ bottles or thumb sucking can and does affect children's speech development.



3. Put my coat on and take my coat off independently



Zips may be easier and quicker for young children to manage.

4. I can put my shoes on and take them off.

Please choose shoes that slip on or fasten with Velcro.



5. I can drink from a cup

Let your child practice drinking from a cup without a lid, only pour small amounts at a time to avoid spills.



6. I can blow my own nose and then put the tissue in the bin.

Show your child how to blow and wipe their nose, throw the tissue in the bin .



7. I can share and have kind hands and kind feet.



Nursery Environment Indoors

Come and see after this talk!

- Role play areas
- Creative areas
- Construction area
- Computing area
- Cosy corner
- Maths area
- Jigsaw area
- Playdough table
- Fruit and milk table - children help themselves.
- Themed tuff trays - exciting activities based on what we are learning.
- Musical instruments
- Books, books, books everywhere!
- Mark making, drawing and writing



Nursery Environment Outdoors

Come and see after this talk!

- Climbing up the climbing wall and sliding down the slide.
- Climbing the hill and crawling through the tunnel.
- Role play area
- Creative table
- Construction area
- Mud kitchen
- Vegetable and herb garden
- Flower garden
- Maths and writing
- Sand pit
- Water trays
- Reading sofa
- Themed tuff trays
- Musical instruments
- Book boxes
- Mark making on mini clip boards



Nursery Forest School new for 2023/24

- A natural area next to Nursery has been set up as a Forest School.
- Children in Blue, Green and Yellow Nursery will have opportunity to learn and play there regularly.
- The aims are to help children build relationships with the natural world and develop confidence, self-esteem and resilience.
- More information will be given in September.



Toys, toys, toys

We have lots of toys in the Nursery.

Please do not let your child bring any toys or non essential items from home. We can not guarantee you will get it back.

If your child sneaks a toy from Nursery in their pocket or bag and brings it home please return it the next day!





TAPESTRY

ONLINE LEARNING JOURNAL

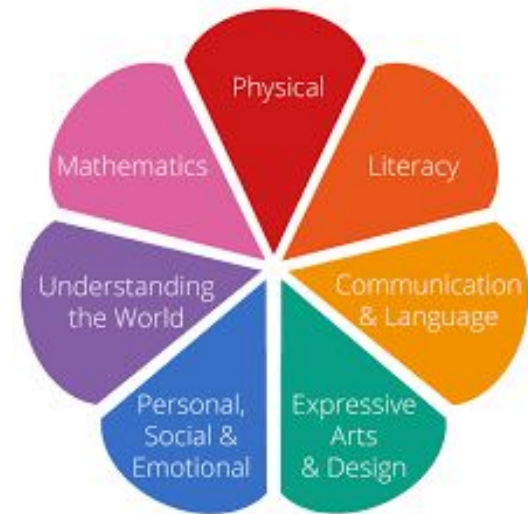


Tapestry

- You will receive posts online with photos and commentary about what your child is doing in Nursery, special occasions, festivals and events.
- You can respond by 'likes' and writing a response.
- You can send us pictures of what you have been doing, wow moments, special trips or occasions as well as write messages on Tapestry.
- In September look out for and respond to an email and download the Tapestry App. , set up a login, password and pin.
- Please come to the parent talk about Tapestry in September.

Curriculum

- Every child's progress is monitored daily through their adult led work, child initiated play and observations.
- We let you know how they are doing through parent and teacher dialogue and parent consultations in October and February. The two year olds receive a 2 year old check report and have a meeting with Sarah in the Autumn and all children receive an official summer report.
- These are the areas of learning. The 2 year old children focus on 3 of these (PSED, C&L and Physical).



Our Curriculum

- Is based on themes for each term, inspired by key texts, and focuses on celebrations, seasons and key events.
- We put a message on Tapestry every week to let you know what we are learning. This includes ideas for how you can help at home.
- Daily carpet sessions include all areas of curriculum.
- Music - all children have a weekly music lesson
- Nature - bring a plant to school weeks
- Enrichment - festivals, celebrations, special events, special weeks including book week, WWF week, Healthy Living week, maths day, science day etc.



Getting ready for Reading and Writing

- Children need strong bodies
 - get lots of exercise, walk when possible, go to the park
- Children need strong fingers and pencil grip
 - do finger exercises, play with playdough, lego and small objects.
- Children need good listening skills
 - go for listening walks
- We learn early phonics and some letters and their sounds
- We help children learn to recognise and write their names
 - If you are helping with this at home please teach the letter sounds not names and lower case letters not capitals.

s a t p i n m d g o c



Parental Involvement

We aim to work in partnership with you as much as possible.

- Please use Tapestry.
- Talk to us at the door.
- Ask if you need help, support or have any questions.
- Parent workshops throughout the year - Tapestry, Reading, Maths etc.
- Parenting Course

Come and Visit

- FUDGE, MANGO, Science Day, Sports Day and half termly Reading session.
- Festivals - come and help us learn about different cultures and religions
- Concerts - Christmas and Rhyme Time Challenge

What's going on?

- Check Tapestry for 'Next Week in Nursery' posts.
- Read the Half termly Newsletter to find out what is happening.
- Read the School Friday Newsletter.

Class Reps

- Each class has a parent who helps with communication and school events.
- Please let us know in September if you would like to help.

Top tips for happy children!

Your child needs a good breakfast or lunch before Nursery.

Please make sure your child has had a full nights sleep. We suggest being in bed by 7pm every night.

If your child does not want to come into Nursery please encourage them by saying 'have fun', wave and smile, walk away and leave them with us. Try not to linger by the door. We have lots of experience and will help your child settle.

Tell your child what is happening in Nursery that day and talk about it at the end of the day. Look at Tapestry together.

Safeguarding

- It is our duty to safeguard and ensure the wellbeing of all children at the school.
- We will teach children about who to talk to when they feel worried about anything - 'safe adults'.
- We are here to support families...
- 4 safeguarding officers:

Mrs Docwra



Mrs Yay-Walker



Mrs Easty



Mrs McEvoy



School Rules

- No scooting/cycling anywhere on school site.
- No pets anywhere on school site.
- No smoking/vaping anywhere on school site.
- We operate a 'no photographs' rule, except with permission on special assemblies and concerts.
- No social media.
- Parents and Visitors Code of Conduct.



Attendance

- Attendance policy on website:
 - Children must attend nursery every day and on time
 - Parents must phone or email the office on the first day of absence by 9:00 (a.m.) or 12:30 (p.m.)
- Requests for absence must be made in writing in advance

Authorised absence	Unauthorised absence
<ul style="list-style-type: none">● child is ill● urgent hospital or therapy appointment● extreme weather /school closure● family bereavement● temporary exclusion● exceptional reason:<ul style="list-style-type: none">○ religious observance (1 day)○ family wedding (1 day)○ application for a 'performance licence' - (1 day/term) - attendance must be over 90%	<ul style="list-style-type: none">● absent without explanation● unsatisfactory explanation, e.g. woke up late, birthday, sibling was ill● 'medical' or 'sickness' reasons immediately prior or after a school holiday, with no evidence provided● Any trips or holidays● Any term time absence which is not exceptional/emergency

If your child is unwell

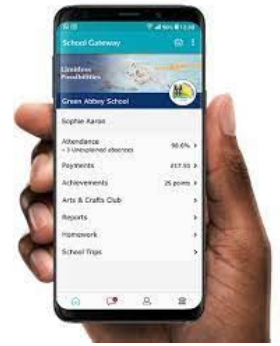
Please do not bring your child to school with:

- a temperature of 37.5 or over.
- chicken pox (unless the spots have crusted over)
- vomiting or diarrhoea (they can come in 48 hours after the last episode)

Please call the office on 0208 942 1586 before their session begins.

If your child is well enough to come in but has had an injury (bump or fall), calpol, piriton or any other medicine please let us know when you drop off.

Payments



- Payments for paid places, lunch club and Acorns are payable half a term in advance.
- For parents with '30 hour' funding codes, please refresh your code every 3 months. You will need to ensure that your code has been issued in the 3 months prior to the 31st August to guarantee funding for the Autumn term.
- You will shortly receive an invitation to sign up to 'School Gateway' which is the school's payment and communication app.
- Once registered you will be able to view payments due and also make payments.
- We also accept payment by childcare voucher/tax free childcare.
- The deposit that you would have paid to secure your child's place will be applied as part payment to Autumn 1 fees.

Admissions and Dates

You should all know your child's:

- CLASS - Blue, Green, Yellow, Orange, Purple
- HOME VISIT - at your home
- STAY AND PLAY - 1 hour slot on Wed 6 Sept
- SETTLING IN - 1 hour slot on Thurs 7 Sept or Fri 8 Sept
- START DATE - w/c 11 Sept



If you don't know these, or have any questions, please see me at the back of the hall after this talk.

Thank you for coming.

You are now welcome to join
us to have a look in the
Nursery.

