
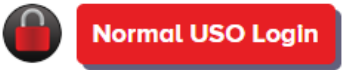





Dear Parents Carers

Parents at the Year 1 presentation requested more information on what children can access with their lgfl logins. They have access to J2E and Busythings. Please use the following instructions. If you need any further help please speak to your child's class teacher.

J2E help sheet

1	https://www.j2e.com/	Go to website
		click
	<p>Log in as an individual:</p> 	click
		Type in username and password (see reading records)
	 select	Select Jit from the memory
		Select activity from the menu in the left hand corner.

Jit Overview

write - select different backgrounds and add text. Fonts, font size and colours can be changed.

paint - create pictures, change paintbrush size, use the fill tool and add stickers (these can also be adjusted e.g. size/colour.)

turtle - program a sprite to move around various images.



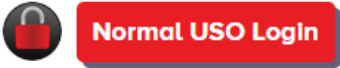



chart - create simple charts such as bar, block and pie charts.

pictogram - create a graph that uses pictures or symbols to represent data and information in a simple, visual way.

animate - create simple, frame-by-frame animations by moving characters and objects

mix - learners combine different types of content, such as images, text, charts, and animations.

Busythings help sheet

1	https://www.busythings.co.uk/	Go to website
2		click
3		click
4	<p>Log in as an individual:</p> 	click
5	 <p>You have requested access to Busy Things.</p> <p> Please enter your USO username and password, then click the Login button.</p> <p>lellis415</p> <p>Password</p> <p>Login</p>	Type in username and password (see reading records)
6		Select KS1 and then Year 1. A menu will appear for different subjects and activities/games