

Welcome to Year One



Our aims:

- To share what learning in Year 1 is like
- To share ideas of how you can support your child as they move from Reception into Year 1



The Year One Team:



- Ms Ellis - Sapphires class
- Mrs Wilkinson and Mrs Moon — Emeralds class
- Miss Moore— Diamonds class
- Mr Johnson— Rubies class

Transition into Year 1



- Free flow style similar to Reception
- Continue to build independence
- Short whole class carpet sessions
- Small group focus activity



After October half term:

- Introduce more elements of KS1 Structure: Still hands on learning
- More whole class activities with differentiation



Familiar Activities during Transition

- Learning Environment – book corner, role play area, construction, painting, maths, phonics...
- Outdoor area – very active learning
- We continue to learn through play and by having fun!



Tapestry

- We are continuing your child's learning journey of Tapestry into Year 1 this year.
- Tapestry is a useful tool for capturing your child's learning in the Year 1 .
- Tapestry in KS1 will be used to record photos, observations and videos of their learning.
- As well as viewing our contributions, you will also be able to add comments, photos and videos to support home/school learning.

Topics



- Cross curricular learning
- Fun and engaging topics for all children
- **Autumn 1:** Claws, Paws, Whiskers and wings!
- **Autumn 2:** Toys
- **Spring 1:** Space
- **Spring 2:** Pirates and Explorers
- **Summer 1:** Bears, Bears everywhere
- **Summer 2:** Green fingers



(Some of these are under review and Parents will be informed)



Areas of the National Curriculum

Core subjects:

- Maths
- English
- Science


Foundation subjects:

PSHE, Art, Music, DT, RE, PE, History, Geography, Computing

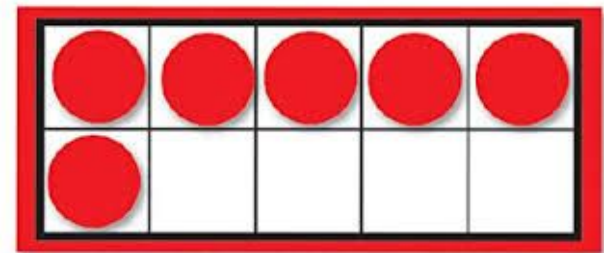


Maths

- Number and place value
- Addition and subtraction
- Practical multiplication and division
- Fractions - halving
- Time - o'clock and half past
- Measurement
- Shapes – 2D and 3D



Always practical and fun!



English



Aa Bb Cc Dd Ee Ff Gg
Hh Ii Jj Kk Ll Mm Nn
Oo Pp Qq Rr Ss Tt Uu
Vv Ww Xx Yy Zz



- Reading – word reading and comprehension
 - Reading at home. Reading Books, E-books linked to class reading books
- Writing – writing sentences and short narrative/texts, develop skills to write, cursive handwriting
- Phonics - Little Wandle Scheme
- SPAG – Spelling, Punctuation and Grammar. Rainbow colours to help!

Phonics





- Helps reading and writing
- We will continue Little Wandle Phonics Scheme
- Focus on learning digraphs and trigraphs and being able to apply this knowledge to reading words independently.
- Spelling patterns and rules
- High frequency words (tricky words)
- Year 1 Phonics Screening Check – June 2023

<https://www.littlewandlelettersandsounds.org.uk/resources/for-parents/>

Phase 2: grapheme information sheet

Autumn 1

Grapheme and sound	Picture and sound	Sound and picture	Sound and picture
S s	S s	S s	S s
a a	a a	a a	a a
t t	t t	t t	t t
p p	p p	p p	p p
i i	i i	i i	i i
n n	n n	n n	n n
m m	m m	m m	m m

	voo
	jound
	terg
	fape

What's new?



- Building independence – Putting on coats and putting on shoes
 - Looking after their own labelled property

- After October half term
 - Maths homework
 - Spelling homework



PE Kit



We would like the children to come to school wearing their PE kit on the day they are timetabled to have a PE lesson. They will be allowed to wear their kit throughout the day. As PE lessons will sometimes take place outside children can wear a tracksuit.

- Plain grey or navy tracksuit.
- Plain white T Shirt or polo shirt
- Shorts
- Plimsolls (please check regularly that shoes are the correct size)



All clothing needs to be labelled.



Please help your child to remember:



- Labelled Book bag – Bring in every day! It helps if a keyring is attached so it is easy for your child to recognise.
- Reading books will be changed once a week so please remember to bring them into school. E-books will be allocated as in year Reception.
- Water bottled labelled
- Fruit is provided by the school.



Please label clothing




Keeping up to date

- School letters
- Website updates
- Letters by email
- Tapestry



What can I do at home?

- Talk about their day – “what was your favourite thing at school today?”
- Reading – as much as possible
- Maths games and rhymes
- Games:
 - dice games, I-spy, pretend play, shopping
- Writing at home:
 - shopping lists, diaries, emails to family members, letters, stories
- Asking your child what they have in their book bag. Is there anything they need for tomorrow?



Useful websites

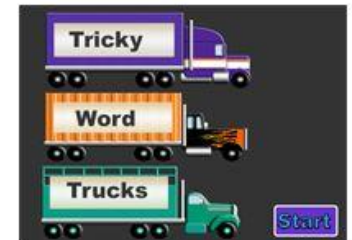
- www.phonicsplay.co.uk
- Busythings (use lgfl)
- KS1 Bitesize games:
<http://www.bbc.co.uk/bitesize/ks1/>
- <https://www.teachyourmonstertoread.com/>



Look at the flashcard and say the sound. How quickly can you go?
Great for: Grapheme recognition



Blend to read the words on the coins. Are they real or fake?
Great for: Practising blending



A tricky word (and other HFW) flashcards game.
Great for: Practising reading tricky words.





Thank you for coming!

Questions