


# English - Lesson 3



Sequencing the creation story



# The Creation Story

Yesterday we  
listened to the  
Christian Creation  
Story.

Click the video to  
watch again if you  
would like a  
reminder!




# Today we are going to sequence the creation story.

Do you remember Sequencing Suki?

She is one of our reading characters.

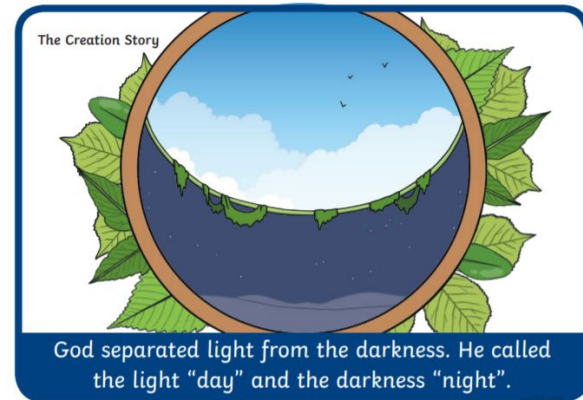


She likes to put everything in order!



Sequencing Suki likes everything in order! She will help you sequence the events in a text.


These pictures are from the creation story but are all muddled up.

What happened first? What happened next? What happened on the third day?



After God created the land and the seas, what did he create on the fourth day? Can you remember what the story says God created on day 5? What was the last thing he created?

The Creation Story



On the fifth day, God created birds and sea creatures.

The Creation Story



On the sixth day, God created animals to fill the Earth. God also created Adam and Eve.

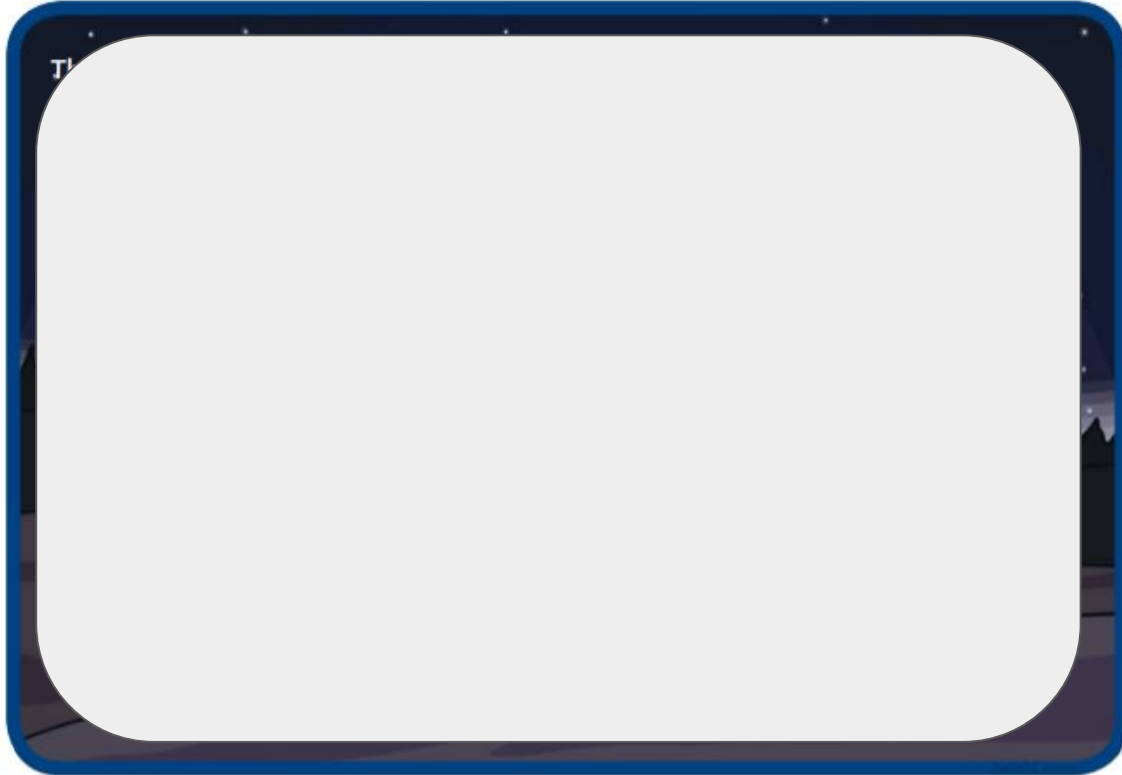
The Creation Story



On the fourth day, God created the sun, the moon and the stars.

# What did God do on the last day of the story?

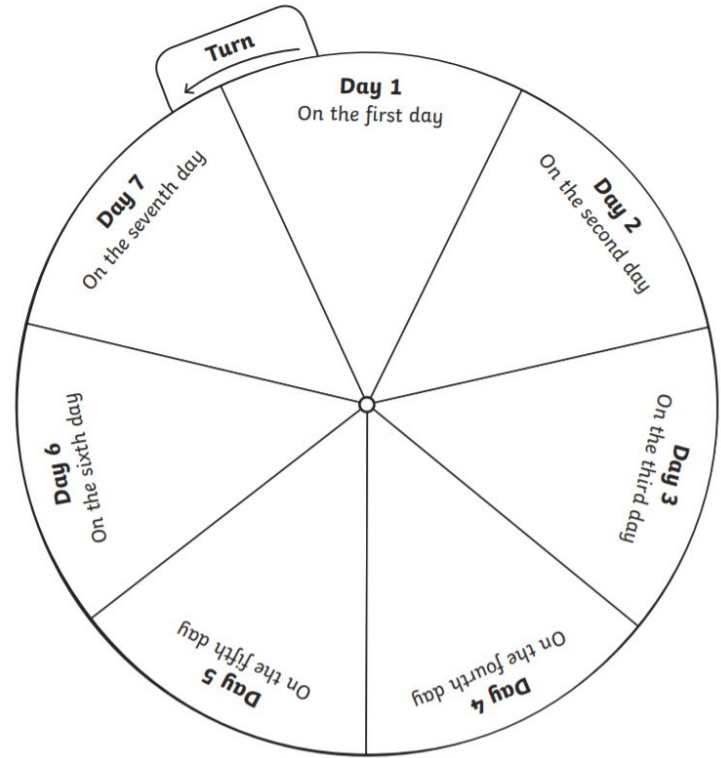
(click to reveal)



# Let's make a creation story wheel!

Draw a picture to show what happened on each day of the Christian creation story.

Optional extra activity: colour in the picture of the world, cut out each circle and attached them through the middle using a split pin.





# Were you right?

Check your sequence using the completed wheel.

