


# English

## Lesson 1: ed suffix

Please watch my video



I hope the video helped you to understand the difference between **verbs** and **nouns**.

A **noun** is a naming word - they can name people, animals, objects and places.

An **verb** is a doing word - it made us do an action.  
Here are some we acted out in the video

**brush**

**stamp**

**wink**

Let's look at the words. We will change the word by adding the ed suffix.

mix → mixed

stamp → stamped

brush → brushed



The ed suffix can make different sounds:



brushed

t sound



laughed

d sound



molded

you can hear the e and  
the d

Which sentences are in the past tense?

Can you spot any -ed suffixes?

I walked to the shop.

I climbed to the top of the tree house.

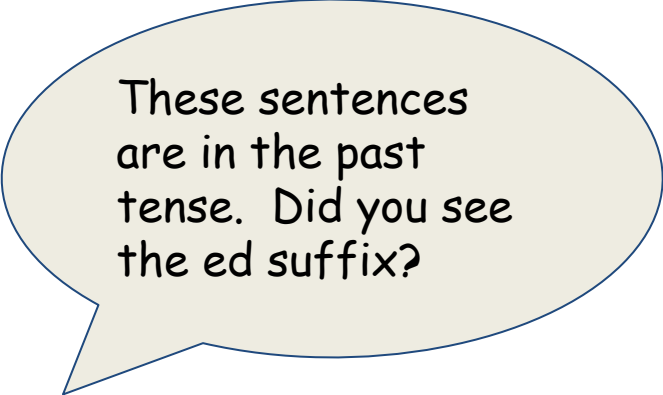
I run around the park.

I drink a lot of water.

How did you do?

I walked to the shop.

I climbed to the top of the tree house.



These sentences  
are in the past  
tense. Did you see  
the ed suffix?

Activity. A printable sheet is available.

Can you add ed to each of the words below and change them into the past tense?

play\_\_\_\_\_

walk\_\_\_\_\_

jump\_\_\_\_\_

talk\_\_\_\_\_

pour\_\_\_\_\_

listen\_\_\_\_\_

look\_\_\_\_\_

sprint\_\_\_\_\_

show\_\_\_\_\_

Can you choose 4 of these words and write a sentence for each word?

As a challenge you could write sentence with adjectives or the conjunction and .



# Lesson 2


## Questions

# What do all sentences need?


rehearse  
the  
sentence



Capital letters



Finger spaces



Full stops

Today we are learning about a different type of sentence. A sentence that finds things out?

The dog is brown.

He has a long tail.

His nose feels  
wet.



These  
sentences are  
telling you  
information all  
about me.

To find out new information we need to ask the dog  
questions.



Listen to the questions. These are special sentences that I can answer.

What is your name?

Where do you live?

Who is your owner?

Did you notice how questions do not end with a full stop?

Questions end with a question mark - ?



Here are my answers.

What is your name?

My name is Bongo.

Where do you live?

I live in a house.

Who is your owner?

My owner is a boy called Sammy.



The questions also started with these words. Questions often start with these words.

what

who

where



On the next slides can you decide if it is a question or not a question?

To make it tricky I have removed the punctuation.

? question

~~?~~ not a question

The man is in his red car\_\_

What colour is your car\_\_

Where did you get your new toy\_\_

Who gave you the toy\_\_

My toy is new and it is lots of fun to play with\_\_

? question

~~?~~ not a question

The man is in his red car.

What colour is your car ?

Where did you get your new toy?

Who gave you the toy?


My toy is new and it is lots of fun to play with.

How did you do?





Please click on the link and scroll down to view a short video and play a game.



<https://www.bbc.co.uk/bitesize/topics/z8x6cj6/articles/zcm3qhv>

## Activity (printable sheet)

Can you sort the sentences into a pile of questions and not questions?

Can you add the missing full stop or question mark?

If you cannot print the sheet can you copy 2 sentences that are questions and 2 sentences that are not questions?

The dog has a blue collar
What is your age
Where do you like to play
You have four legs
Who is your friend
The dog has a floppy tail

# Lesson 3

Writing questions

Today we are learning to think of and write questions to find out information about a character we have never met before.



# What could we ask this strange, little creature?

Can you write questions  
you would like to ask  
this character?


Remember our question  
words:

What          Where

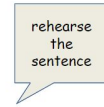
Who

You might be able to use:

Why          When



Remember to ...





But these  
sentences need a...



# Lesson 4


Reading and responding







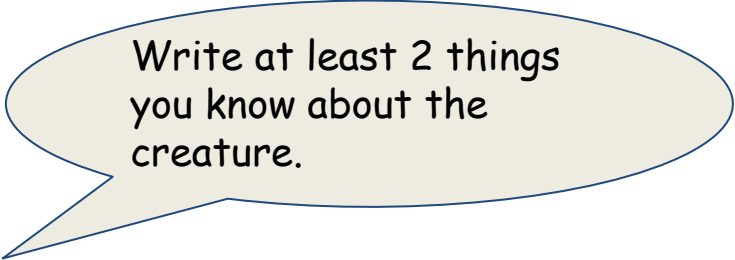
No one seemed to understand her.



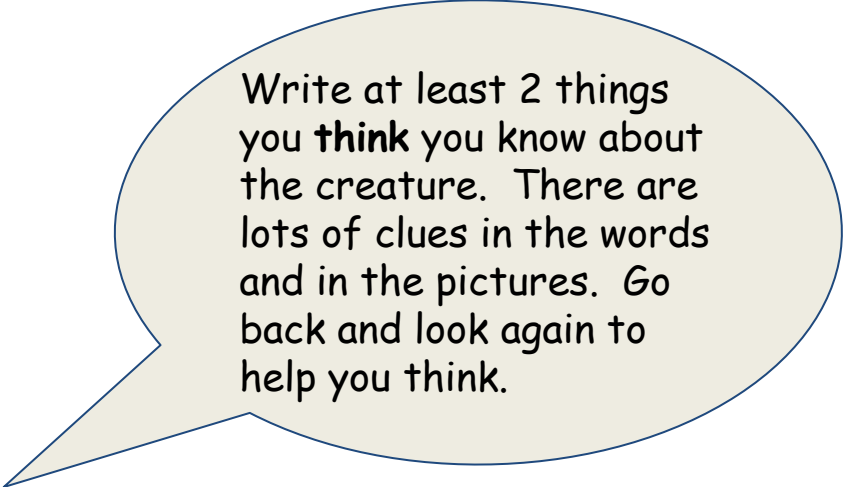
Some wouldn't even stay still to listen.



I know...	I think



Write at least 2 things  
you know about the  
creature.



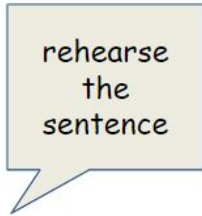
Write at least 2 things  
you **think** you know about  
the creature. There are  
lots of clues in the words  
and in the pictures. Go  
back and look again to  
help you think.

# Lesson 5

Writing speech bubbles

Today in our writing we are going to try to and write careful sentences.


The challenge is - Can you write a question?




Capital letters




Finger spaces



Full stops





Here we can see a speech bubble, but we can't understand what Beegu is saying.

Can we imagine being Beegu and think about what she might be saying?

Watch my video on the next slide. I will show you what I might do in my writing.

Here we can see Beegu  
talking to a tree!


What is beegu saying?

What is Beegu asking?

What is Beegu telling the  
tree?

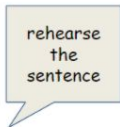



Please watch my video.





You can choose which speech bubble to write about.  
Remember the challenge to write a question sentence that ends in a question mark.



Capital letters



Finger spaces



Full stops



Please print off the speech bubble writing  
heet or you can use lined paper.