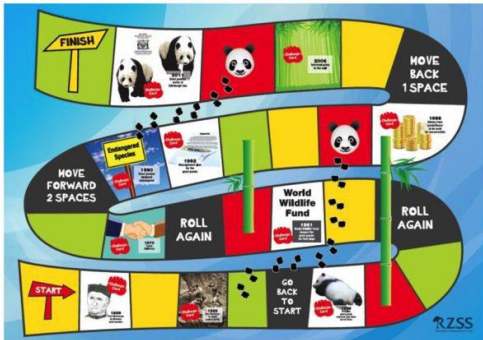


Year 1 Home Learning - English and Topic

Week 3, Summer Term



Overview for parents

This week we are inviting the children to learn about pandas. They could use the facts they discover to make their own board game. This can be as simple or as complex as they wish (and is optional).

The slides that follow give some panda facts - it could be useful for children to have a piece of paper or their home learning book to draw or write any facts they find interesting. There is a link to a National Geographic video about pandas as well as links to 2 geography videos that recap previous learning. Towards the end of the slides we have shared some ideas and suggestions for making a simple game. For this you might need paper, pencils, felt tips or coloured pencils and maybe scissors, small objects for counters, card or the inside of a cereal box. Some children may enjoy writing instructions on how to play their game too. If you do make a game please send us a photo via Google classroom - we would love to see them.


Additionally we have recorded two videos - one is Mrs Ridley sharing a board game, the second is Mrs Davies reading a book about pandas - both videos are in Google classroom. We have also allocated all the children a reading book about pandas in their Bug Club

Pandas

This week we are learning all about another kind of bear - pandas!



Before we learn about pandas, can you remember the bears we have already learned about?



Polar bears



Spectacled bears

Quick quiz!

What do you already know about pandas?

Where does a panda live?

What does a panda eat?

Why do you think pandas are endangered?

Why do they have black and white fur?



Panda Cam

The nearest pandas to New Malden are in Edinburgh Zoo in Scotland!

Their keeper has been busy looking after them and she has set up a special Panda Cam so we can see their panda who is called Yang Guang live on a webcam.

Watch him here:

<https://www.edinburghzoo.org.uk/webcams/panda-cam/>

Edinburgh Zoo website

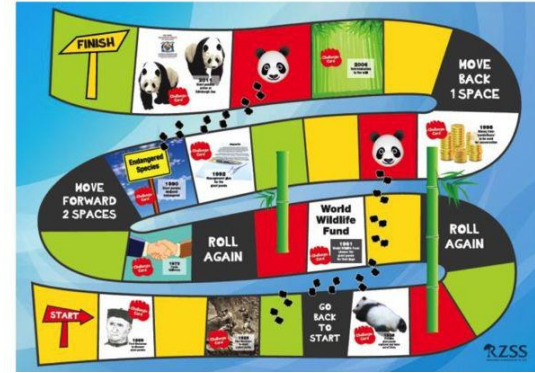
The RZSS (Royal Zoological Society of Scotland) has a whole website with lots of information about Pandas around the world. They even have some lovely activities and games on the website. See it here:
<https://learning.rzss.org.uk/course/view.php?id=21>



Could you make a panda game?

Edinburgh Zoo have some panda games - but could you make your own? You can share all of the amazing facts that you learn about pandas this week.

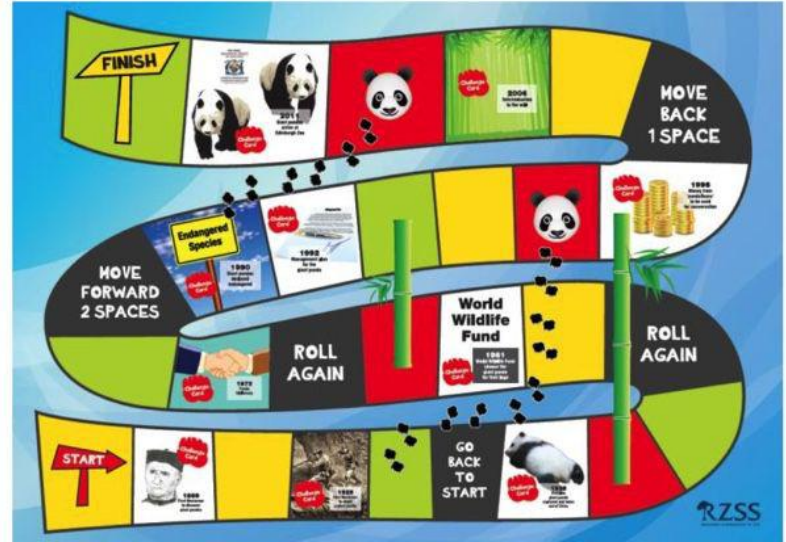
If you do make a game, please share it with us on Google Classroom. We could even send them to the Edinburgh Zoo website to show them what we have been learning at home!




We need to become panda experts!

To make the best game for Edinburgh Zoo we need to find out as many panda facts as we can!

Use these next slides and video to learn more.



Get ready with a piece of paper to write or draw any panda facts you find interesting and would like to use in your game!



Let's look at where pandas live.



Pandas live in China, which is in Asia.

Spectacled bears live in Peru, in South America.

Polar bears live in the Arctic - which is actually ocean, surrounded by continents.



Optional: You can revisit our learning about continents and oceans by clicking on these videos.

What do pandas eat?



bamboo

Did you know pandas have adapted to eat bamboo?



Look at their paw.
It's different to other bears!

It looks like it has 6 fingers but it actually has an extra thumb. They use their extra thumb to hold bamboo!

Have you ever wondered why pandas are black and white?

A polar bear is white to camouflage it in the snow and ice in the Arctic.

A spectacled bear is dark brown to help camouflage it in the trees in the jungle in South America.

So why might a panda be black and white?



Let's watch a video to find out more.
Click the picture to open the video webpage.





<https://www.nationalgeographic.com/animals/mammals/g/giant-panda/>

Do you want to find out more about pandas?

In your Google Classroom you can watch a video of Mrs Davies reading 'The Tracks of a Panda' - it has lots of panda facts.

On Bug Club you have been allocated a book all about Pandas. Find it in your library on Active Learn.

<https://www.activelearnprimary.co.uk/login?c=0>



You are now a panda expert!
Can you answer these questions?

Are pandas herbivores, carnivores or omnivores?

Why do they have black and white fur?

What do they have in common with polar bears?

What do they have in common with spectacled bears?

How are they different from other bears?

Or share your favourite facts with someone at home!



Now that you know everything about pandas, you can use these facts to create an amazing panda board game!



What will you need to create your panda board game?

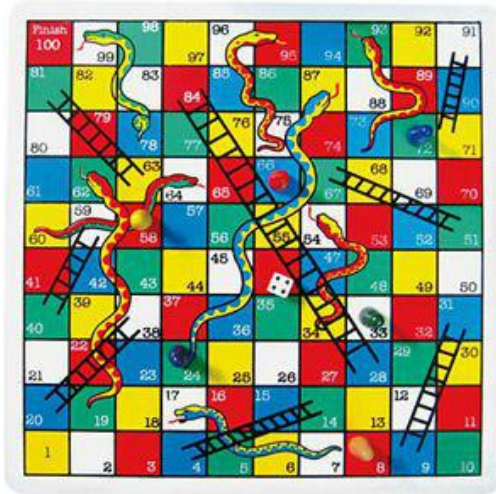
To make your board you could use plain paper or card, coloured paper or even the inside of an old cereal box if you have one at home! You might want to ask an adult to help you cut the cereal box.



Designing your track/path.

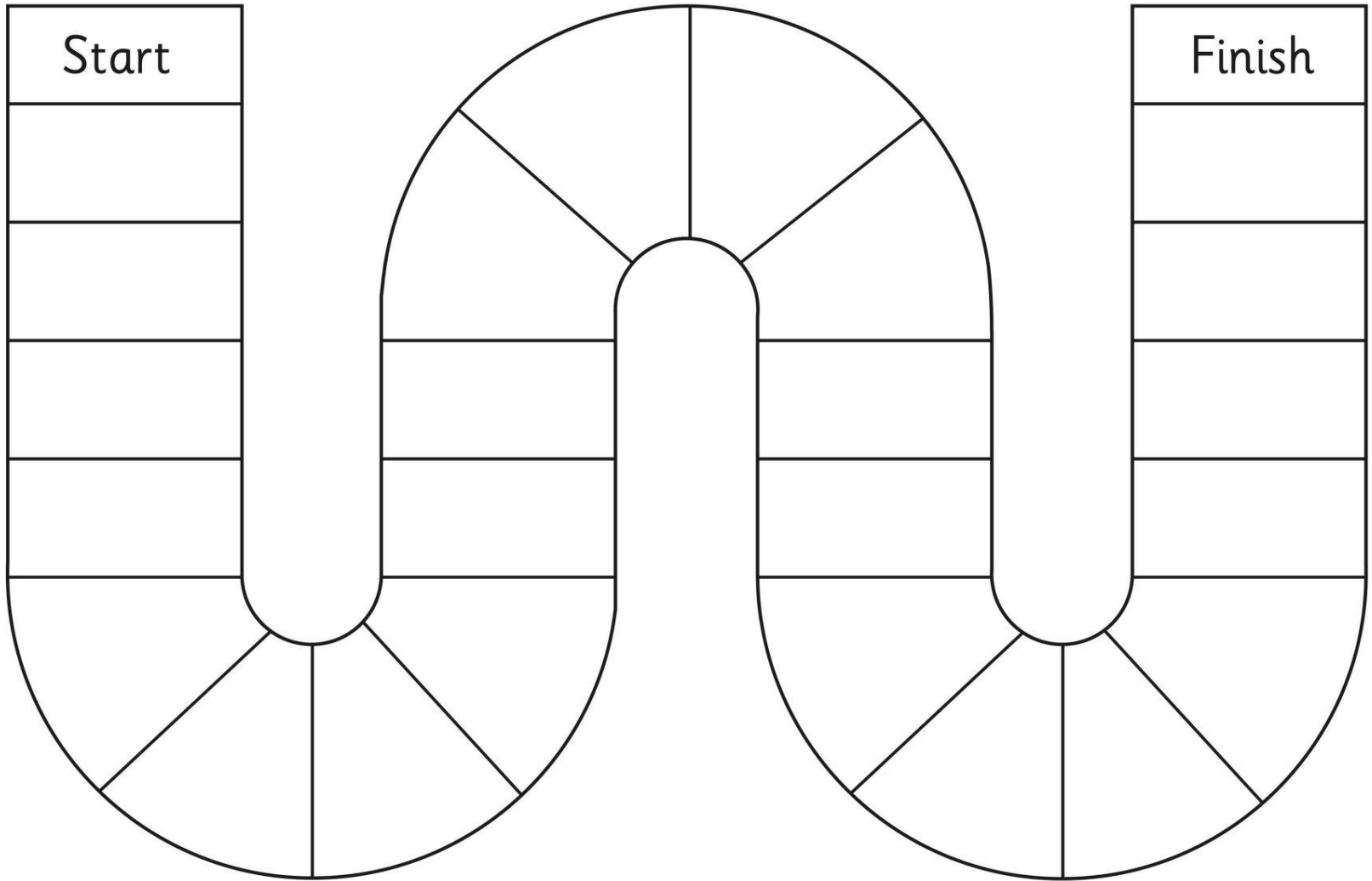
You will need to think about what you want your board game to look like. What shape do you want it to be? What colours will you use?

Have a look at some of the examples below to give you an idea. Or you could use the template that is on the next slide if you like.



Start

Finish



Drawing and decorating your board game

1.The first thing you will need to do is draw your track or path with a pencil.

2.Next you could add numbers to each of your squares or spaces.

3.Then, on as many spaces as you can try to write down some of the amazing facts about pandas that you wrote down earlier. Then when you play your game, any time someone lands on a space with a fact, they can read it out!



Bossy verbs

Remember last week we used bossy verbs to write our instructions? We can use some to make our game more exciting and challenging!

Try adding some of these to some spaces on your track. Make sure that you follow the instructions when you play your game.

Roll again

Go back to
the start

Move
forward
2 spaces

Move back
1 space

The final touches!

Now you can decorate your board game using anything you like! It might be nice to add some drawings of Pandas too.



Time to play the game!

Now it is time to enjoy the amazing game you have made. You will need a dice and some counters for all of the players. You could borrow some from another game you might have at home or you could use anything else for counters, maybe some playmobil figures, coins, toy cars...anything you want.

If you were feeling very creative you could even make your own dice! Have a look at the next slide.

Enjoy your amazing board games, we can't wait to see them in action!

Make your
own dice
template

