


# English

Week 4 - Lesson 1

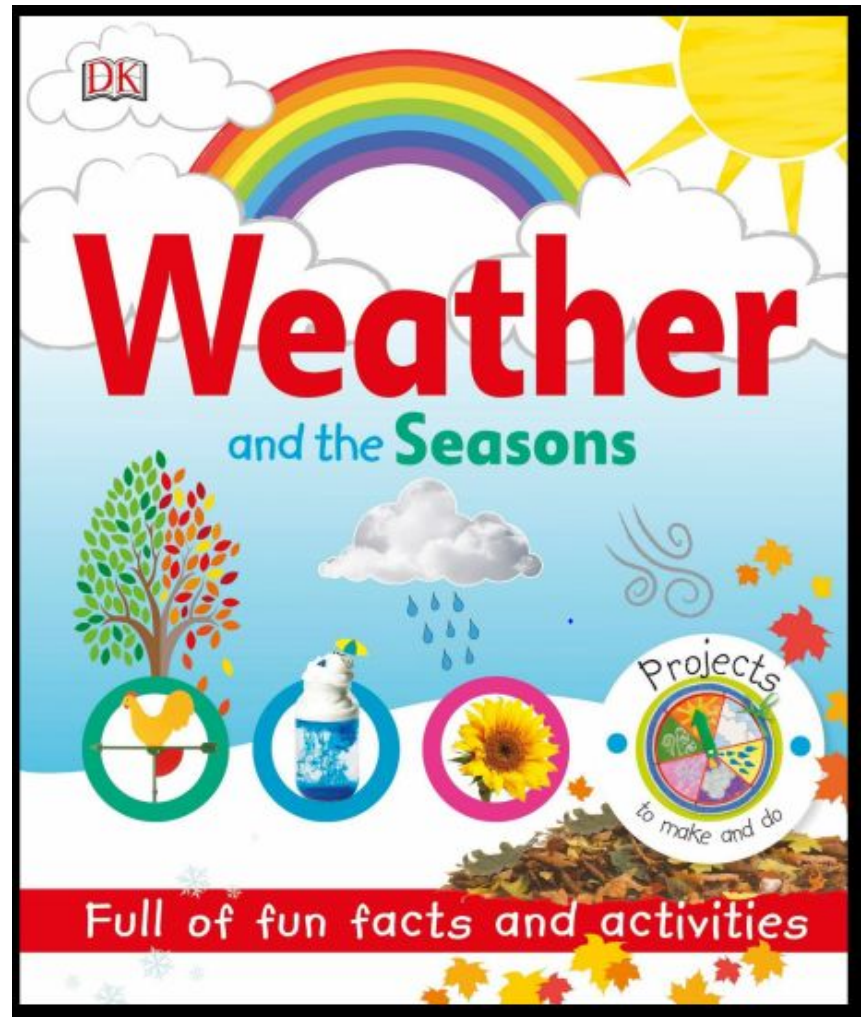
In this lesson we will be looking at a book about weather and using our reading characters to help us understand what we are reading.



Look at this front cover.

Is this a **FICTION** or  
an **NON-FICTION**  
book?

How do you know?



Non - Fiction books will have a contents page.

A contents page tells us what information we can find in the book and what page number it is on.







# Seasons

The weather **changes** at **different times** through the year. These times are called the **seasons**.



## Winter

In winter, the weather is chilly. Many plants don't grow. Some trees have bare branches.



Some animals hide in burrows, away from the cold.



Birds build nests and their eggs hatch.

## Spring

In spring, the weather begins to warm up. Plants start to flower and new leaves appear on the trees.



## Four seasons

In most areas of the world there are four seasons: winter, spring, summer, and autumn.



## Summer

In summer, the weather is warm. Plants grow bigger and trees have lots of green leaves.



Animals are busy out and about.

## Two seasons

Around the middle of the world there are only two seasons – dry and wet. In the **dry** season the weather is hot. When the **wet** season comes it can still be hot, but there is **lots** of rain, too.

In the wet season the rain is very heavy.



Birds fly away to warmer places.



## Autumn

In autumn, the weather gets cooler. Plants finish flowering and some trees begin to lose their leaves.



# Splendid Sun

Up high in the sky, the **Sun** has an important job to do. It **warms** us up and gives us **light**.



The Sun sets in the west...

## Scorching hot

The Sun is extremely hot. It warms up the world from far away. Some places get more heat from the Sun than others.

Plants, flowers, and trees all need sunlight to grow.

## Closest star

The Sun is a star, but it's much closer to Earth (where we live) than other stars we see at night. It's so close, it's too bright for us to look at – even when we wear sunglasses.

When the Sun is in the sky it's daytime.

...and rises in the east.

## Staying still

Every day it looks like the Sun rises in one place and sets in another. But it's actually the Earth that's moving, while the Sun stays still.

A cockerel says "cock-a-doodle-doo!" when the Sun rises.







# Rainbows

If it's **raining** and the Sun is **behind** you, you may see a colourful **rainbow** in the sky.

## Did you Know?

The colours of the rainbow always come in the same order. Red is first and violet is always last.

Can you name all the colours of the rainbow?

Red  
Orange

Yellow

Green

Blue

Indigo

Violet

## What makes a rainbow?

Rainbows are made when rays of sunlight shine through raindrops. Each raindrop splits the rays of light into lots of colours. These come together as a rainbow.

Some people think that a rainbow is a sign of good luck.

You can see through a rainbow.

If you walk towards a rainbow, it looks like it moves further away. You can never get up close to one!

# English

Week 4 - Lesson 2



# We use s or es at the end of a word to make it a plural.

## What is a noun?

A noun is a naming word.



dog



pencil



cat

## What is a plural?

Plural means 'more than one'.



one cat



three cats

# To make a noun plural we normally add s

For most words we just add 's' to the end of it to change it into a plural.

one pear



three pears



desk → desks

month → months

book → books

train → trains

pen → pens

dog → dogs

# Some words need -es to make them plural.

If the word ends with one of these sounds...

sh

ch

ss

s

x

z

...then add 'es'

To change these words in to plurals, add 'es'.

one brush



two brushes



box



boxes

dish



dishes

glass



glasses

church



churches

Practise. Draw two jam jars. Write the plural of the words that match the pictures in the correct jam jar.



The image shows two identical blue glass jam jars with grey screw-on lids. Each jar has a small blue circular label at the bottom. The left jar's label contains the text "-es" and the right jar's label contains the text "-s".

Surrounding the jars are several illustrations of objects and animals:

- On the left side of the jars: an elephant, a wristwatch, and a tree.
- On the right side of the jars: a red apple, a fox, and a church.

A pink button with the text "show answers" is located at the bottom left of the image.



# Now have a go at this sheet.

Make the singular words into plurals      Add    s      es

Singular	Plural
cat	
dog	
fork	
spoon	
dish	
brush	
crab	
pram	
sweet	
bunch	

You can find this sheet on Google classroom. Add either s or es to the words to make them plurals.

You can challenge yourself by trying to make a sentence using some of the plural words.

Good luck!



# English

Week 4 - Lesson 3


# Before we start the lesson we will read a few more pages of Beegu

Last week we learnt that her spacecraft had crashed and she was talking to the animals a tree and some floating leaves. Let's read a bit more now.

Can you read it yourself? Click on the videos if you would like the pages read to you.








Beegu didn't like being alone.




She needed to find some friends.



And she did at last.








Then she thought she'd found  
the perfect place . . .



In today's lesson we are going to imagine Beegu's planet and describe it using adjectives. Watch the videos to find out more





I have drawn my own version of Beegu's world. Watch the video to see the drawing and hear the description. What adjectives did I use?



# Beegu's world


- Light pink sky
- Bright beautiful purple swirls
- Fluffy white clouds
- Big blue hills and mountains
- Freezing orange snow



# English

Week 4 - Lesson 4

Now that we have described Beegu's world we need to describe Beegu! We all know what Beegu looks like but how can we describe how Beegu is feeling? Go back and reread the story then watch the video to find out...









Now that you have seen my example, can you think of any adjectives to describe these pictures of Beegu. Look at her body language in each picture.

What does she look like? How is she feeling?



# English

Week 4 - Lesson 5




Think about what has happened to Beegu.

She is lost and all alone.


How could she let her parents know where she is?



Beegu could write a letter  
to her parents!



We have done some excellent letter writing in school before, but watch this video to help remind you what we need to remember about letter writing. You might get some ideas for things to include in your letters. Enjoy!



88 Rockingham Road  
Cliff Town  
CT4 5TT

9<sup>th</sup> July 2016

Here is an example of a letter.

What features of a letter can you spot?

Who is the letter for?

Who wrote the letter?

What information can you get from the letter?

Dear Rabbit,

I want to tell you about the bear that lives at Cliff Cave.

People think he is unkind and dangerous but he is actually the kindest bear in the world. It is his birthday on Friday and he would like you to come to his cave because he is lonely.

He wants to be your friend and he is looking forward to his party. There will be gingerbread bears and a big cake with lots of candles to blow out and make wishes on. He hopes you can come.

Do you think you can come? Please send the bear a reply.

From,

Joe



88 Rockingham Road  
Cliff Town  
CT4 5TT<sup>1</sup>

<sup>1</sup> the sender's  
address

9<sup>th</sup> July 2016<sup>2</sup>

<sup>2</sup> the date

<sup>3</sup> an informal  
greeting, e.g.  
Dear, Hello, etc.

Dear Rabbit,<sup>3</sup>

I want to tell you about the bear that lives at  
Cliff Cave.<sup>4</sup>

<sup>4</sup> an introduction  
sets out the  
purpose of  
the letter

<sup>5</sup> more details  
are given

People think he is unkind and dangerous but he  
is actually the kindest bear in the world. It is his  
birthday on Friday and he would like you to come  
to his cave because he is lonely.<sup>5</sup>

He wants to be your friend and he is looking forward  
to his party. There will be gingerbread bears and a  
big cake with lots of candles to blow out and make  
wishes on. He hopes you can come.<sup>5</sup>

Do you think you can come? Please send the bear  
a reply.<sup>6</sup>

<sup>6</sup> the conclusion  
sets out what  
the sender wants  
the recipient to  
do next

<sup>7</sup> ends with 'from'

From,<sup>7</sup>

Joe



# Now it's your turn.

Pretend you are Beegu. You need to write to your parents. Let them know that you are ok.

Where are you?

What can you see?

What is the planet like?

How do you feel?

Do you need them to come and rescue you?

