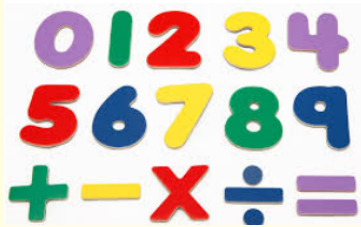




Welcome to the Y2 NC Test Information Session






Dates

<u>Date</u>	<u>Test</u>
Wednesday 10th May	Maths Paper 1 - Arithmetic
Thursday 11th May	Maths Paper 2 - Reasoning
Monday 15th May	English Reading - Paper 1
Thursday 18th May	English Reading - Paper 2

There is **no** KS1 test for English Writing and we **will not** be administering the optional Spelling, Grammar and Punctuation test.

On the day

calm atmosphere



breakfast



tables will be separated

playtime

normal day




Before the day

familiarise the children with the paper style

practise the paper as a class, in pairs,
individually

familiarise the children with how the room
will be set up



Results

All tests are marked by the teacher

Used to support teacher judgement

KS1 Report - July

Attainment Explained			
ARE= Age Related Expectations. Attainment is defined as working at the current steps:			
Below	Working towards	At	Working at greater depth
Throughout the year, children have been assessed against the increased expectations of the National Curriculum. Year 2 teacher assessment outcomes take into the account the results of the SATS in Reading and Maths.			

Reading



The Reading Test consists of two separate papers:

- Paper 1 – consists of a combined reading prompt and answer booklet. The paper includes a list of useful words and some practice questions for teachers to use to introduce the contexts and question types to pupils. The test takes approximately 30 minutes to complete, but is not strictly timed.
- Paper 2 – consists of an answer booklet and a separate reading booklet. There are no practice questions on this paper. Teachers can use their discretion to stop the test early if a pupil is struggling. The test takes approximately 40 minutes to complete, but is not strictly timed.
- The texts will cover a range of poetry, fiction and non-fiction.

Reading: Sample Questions

Questions are designed to assess the comprehension and understanding of a child's reading.

There are a variety of question types:

Multiple Choice

1 When Bella was learning to fly, she...

Tick **one**.

was lazy.

☐

did not try hard.

☐

did not give up.

☐

found it easy.

☐

1 mark

Reading: Sample Questions

Ranking/Ordering

- 7** Number the sentences below from 1 to 4 to show the order they happened in the story.

The first one has been done for you.

William sent Bella to get help.

Fishermen came to rescue William.

The boat hit some rocks.

William went to sea on his boat.



1 mark

Reading: Sample Questions

Matching/Labelling

Here is some more information about Africa.

Match each sentence to the correct heading in the booklet.

The first one has been done for you.

Creation stories describe how and why the world was made.

Introduction

Africa has deserts, forests and mountain areas.

Clothes

Traditional African clothes are made from local materials.

Music and Dance

Some African people play 'talking drums'.

Story Time

Short-Answer Questions

4

What job did Tony Ross want to do before he became a writer and illustrator?



1 mark

Reading: Sample Questions

Find and Copy Questions

- 16** Look at the paragraph beginning *The greedy man began to climb the vine...*

Find and **copy one** word that means the same as *sparkle*.



1 mark

Open-Ended Questions

- 6** At the end of the story, Bella was happy. Why?



1 mark

How to Help Your Child with Reading

I LOVE
BOOKS




Listening to your child read can take many forms:

- First and foremost, focus developing an enjoyment and love of reading.
- Enjoy stories together – reading stories to your child is equally as important as listening to your child read.
- Read a little at a time but often, rather than rarely but for long periods of time!
- Talk about the story before, during and afterwards – discuss the plot, the characters, their feelings and actions, how it makes you feel, predict what will happen and encourage your child to have their own opinions.
- Look up definitions of words together – you could use a dictionary, the Internet or an app on a phone or tablet.
- All reading is valuable – it doesn't have to be just stories. Reading can involve anything from fiction and non-fiction, poetry, newspapers, magazines, football programmes, TV guides.
- Visit the local library – it's free!

chapter
menu

next page

Mathematics



Children will sit two tests: **Paper 1** and **Paper 2**:

- **Paper 1: Arithmetic** - lasts approximately 20 minutes (but this is not strictly timed). It covers calculation methods for all operations.
- **Paper 2: Reasoning** - lasts for approximately 35 minutes, which includes time for five aural questions. Pupils will still require calculation skills and questions will be varied including multiple choice, matching, true/false, completing a chart or table or drawing a shape. Some questions will also require children to show or explain their working out.

Maths: Sample Questions

Maths Paper 1: Arithmetic

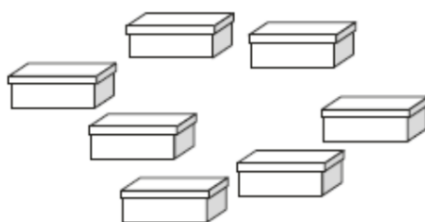
15	$3 \times 3 =$ <input type="text"/>	<input type="radio"/>
16	$12 \div 2 =$ <input type="text"/>	<input type="radio"/>

Page 11 of 20

Maths: Sample Questions

Maths Paper 2: Reasoning

7



Sita puts **2** shoes in each of these boxes.

How many shoes are there altogether?

--

 shoes

Maths: Sample Questions

Maths Paper 2: Reasoning

- 27** Sita has **50** raisins.
She gives **23** to Ben.
She gives **15** to Amy.



How many raisins does Sita have left?

Show
your
working

raisins

How to Help Your Child with Maths



- Play times tables games.
- Play mental maths games including counting in different amounts, forwards and backwards.
- Encourage opportunities for telling the time.
- Encourage opportunities for counting coins and money e.g. finding amounts or calculating change when shopping.
- Look for numbers on street signs, car registrations and anywhere else.
- Look for examples of 2D and 3D shapes around the home.
- Identify, weigh or measure quantities and amounts in the kitchen or in recipes.
- Play games involving numbers or logic, such as dominoes, card games, draughts or chess.

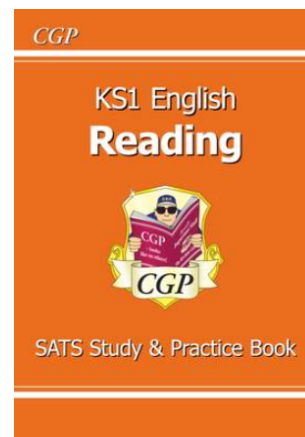

website: www.topmarks.co.uk

- hit the button

How to Help Your Child



- First and foremost, support and reassure your child that there is nothing to worry about and that they should always just try their best. Praise and encourage!
- Ensure your child has the best possible attendance at school.
- Support your child with any homework tasks.
- Reading, spelling and arithmetic (e.g. times tables) are always good to practise.
- Talk to your child about what they have learnt at school and what book(s) they are reading (the character, the plot, their opinion).
- Make sure your child has a good sleep and healthy breakfast every morning!





Thank you for attending.

Please speak to your class teacher if you have any questions.

Please complete the evaluation form.

