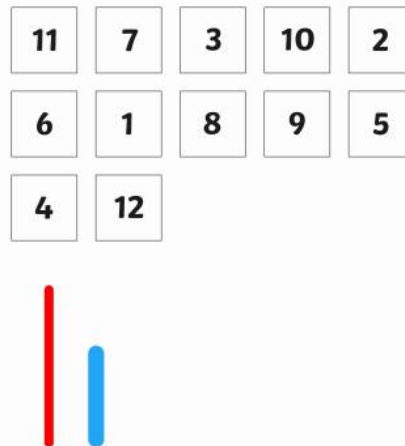
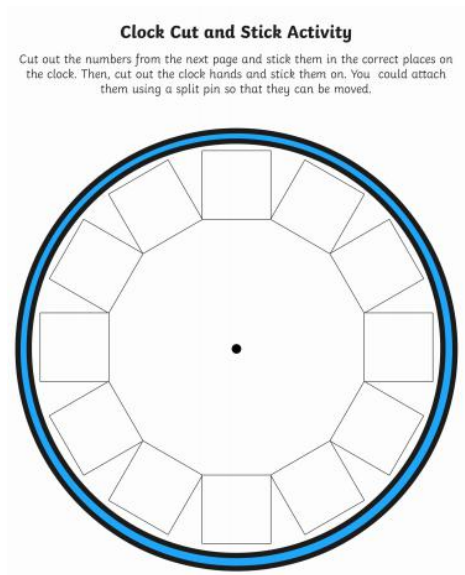


Maths



This week we will be telling the time.

To help your child with their learning, making a clock would be useful. We have included a sheet to help with this.



These are useful websites to help support your child's learning this week.

<https://www.topmarks.co.uk/time/teaching-clock>

<http://www.ictgames.com/mobilePage/hickoryDickory/index.html>

There are many resources on <https://www.busthings.co.uk/play/> linking to 'Time'. You can find these by clicking on the link and following 'Year 2' - 'Mathematics' - 'Measurement' then scrolling down to 'Time'.

Time

The clock - Demo 1

Hours minutes and seconds and the clock:
Level 1.

DEMO

The clock - Demo 2

Hours minutes and seconds and the clock:
Level 2.

DEMO

The clock

Clock simulator and teaching aid.

WIDGET

Crunch time

Practise telling the time.

GAME

What time is it? - Level 1

Label the positions on the clock.

INTERACTIVE WORKSHEET

What time is it? - Level 2

Label the positions on the clock.

INTERACTIVE WORKSHEET

Tell the time - analogue 1

Teacher-led flashcard revision. Read the time to the quarter hour on an analogue clock.

FLASHCARDS

Tell the time - analogue 2

Teacher-led flashcard revision. Read the time on an analogue clock to five minutes.

FLASHCARDS

Ordering - Months of the year

Put the months in order.

INTERACTIVE WORKSHEET

Time 

The clock



A clock is a device that can show and measure hours, minutes and seconds all at once! Learning to tell the time is very useful for knowing what time of day it is. We can make sure we are not too late or too early for things.



The clock - Demo 1

Hours minutes and seconds and the clock:
Level 1.

DEMO



If you have access to the internet and audio, you can find the following 4 slides as a narrated and animated video on Busythings.



Time is measured in:

years

months

weeks

days

A clock measures:

hours

minutes

seconds

Hours



An **hour** is quite a long time - maybe how long you would watch TV for.

A day is made up of 24 hours.

Minutes




A **minute** is a much shorter time than an hour - maybe how long it takes you to put on your shoes.

There are 60 minutes in an hour.

There are 1,440 minutes in a day.

Seconds



A **second** is a very short time - how long it takes you to swallow.

There are 60 seconds in a minute.

There are 3,600 seconds in an hour!

The clock



A clock is a clever tool that can show and measure **hours**, **minutes** and **seconds** all at once!

Learning to 'tell the time' is very useful for knowing what time of day it is. We can make sure we are not too late or too early for things.

The clock face



The dial with the numbers on is called the **face**.

There are 2, or sometimes 3, pointers on a clock face called **hands**.

The hour hand



The short fat hand measures **hours** using the numbers **1 to 12**.

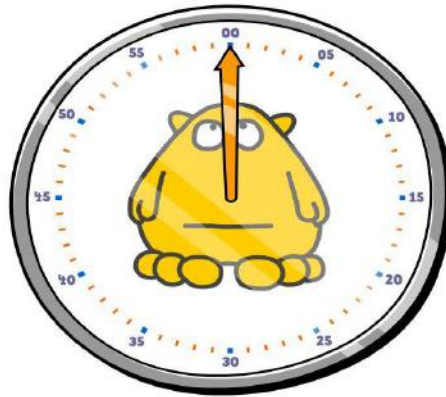


In a day the hour hand will go round twice.


The minute hand



The long hand counts **minutes**.
BUT you don't count minutes on
the big numbers - those are for
hours!

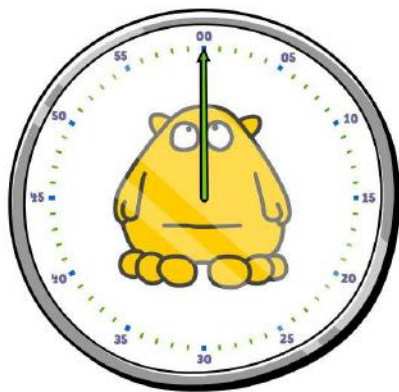


The **minute** hand counts divisions
of **60**. Some clocks show these.



In an hour the minute hand goes
all the way round once.

The second hand



IF there is a third hand, it is long and skinny and counts **seconds**. It also counts divisions of **60**.



In a minute the second hand goes all the way round once.



⌚ **Hours**, **minutes** and **seconds** can all be shown on one clock.

⌚ **Hours** use the big numbers from **1 to 12**.

⌚ **Minutes** and **seconds** use small numbers from **1 to 60** but they are not always shown.

Hours on the clock

A clock counts 12 hours.
It also shows minutes and seconds.



The clock - Demo 2

Hours minutes and seconds and the clock:
Level 2.

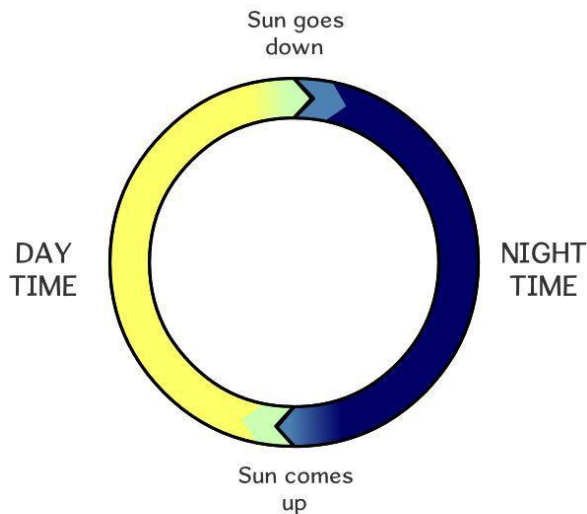
DEMO



If you have access to the internet and audio,
you can find the following 3 slides as a narrated
and animated video on Busythings.

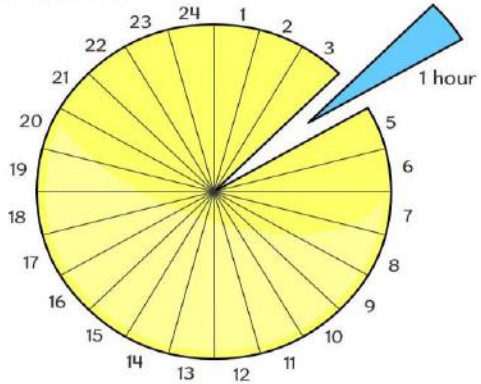
A day

A day is the time it takes for one cycle of daytime and nighttime.



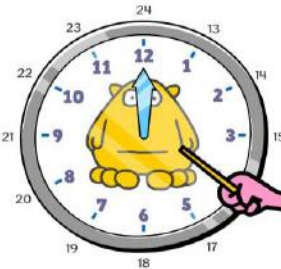
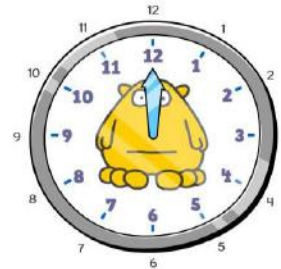
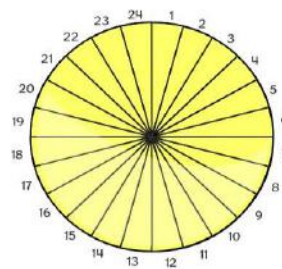
An hour

A day is divided into 24 hours.



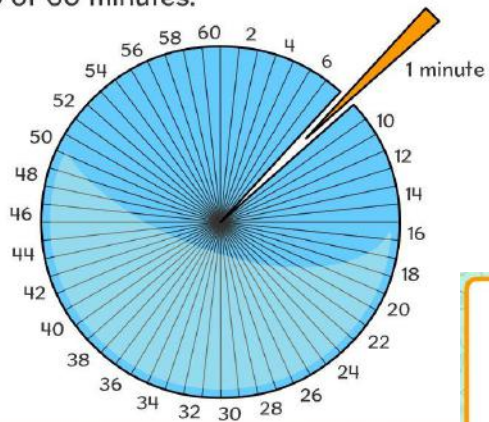
Hours on the clock

A clock counts 12 hours.
In one day it goes round twice.



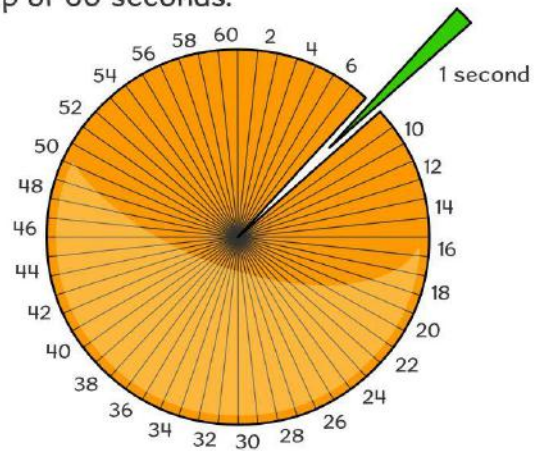
A minute

An hour is made up of 60 minutes.



A second

A minute is made up of 60 seconds.



The clock

A clock can count hours, minutes and seconds on the same dial!



Summary



- ⌚ There are 24 hours in a day.
- ⌚ The hour hand goes round twice in one day - 2 lots of 12.
- ⌚ There are 60 minutes in an hour.
- ⌚ There are 60 seconds in a minute.
- ⌚ The clock shows hours, minutes and seconds on one dial.

Lesson 1 - O'clock and half past

In this lesson we recap the hour hand and the minute hand.

We recap when the minute hand is pointing at the 12 we say o'clock and when the minute hand is pointing at the 6 we say half past.

There is an optional sheet at the end.

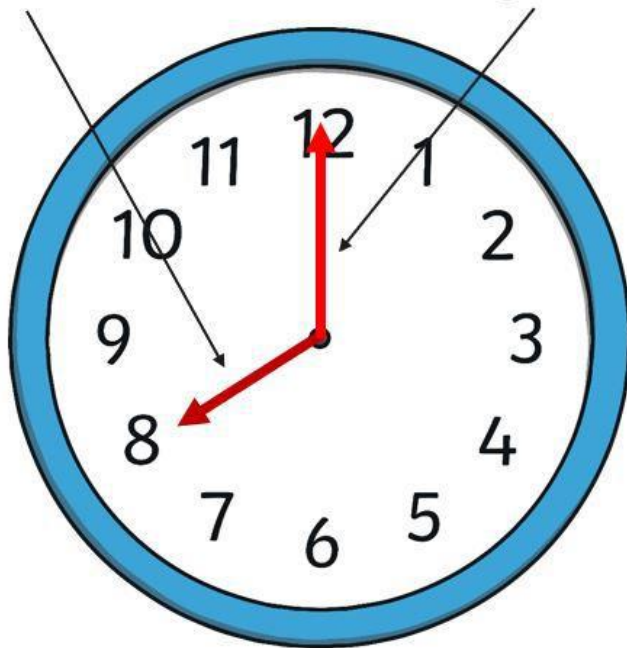
Hours and Minutes

This is the **hour** hand.

This is the **minute** hand.

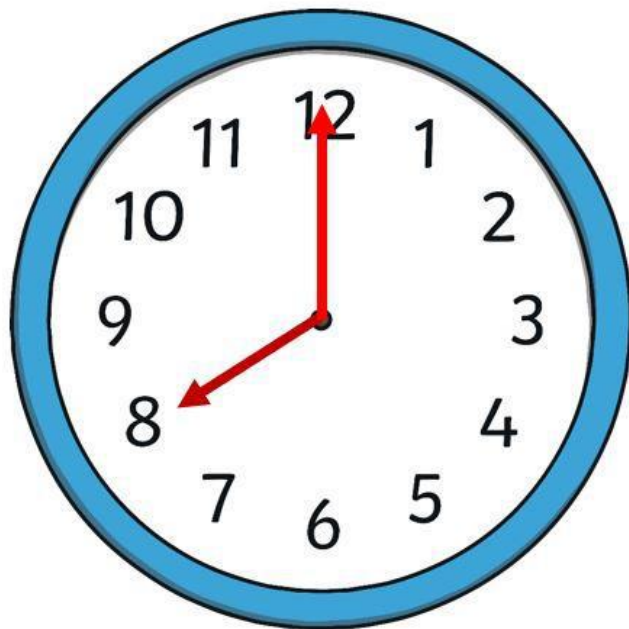
It is the shortest hand on the clock.

It is longer than the hour hand.



Hours and Minutes

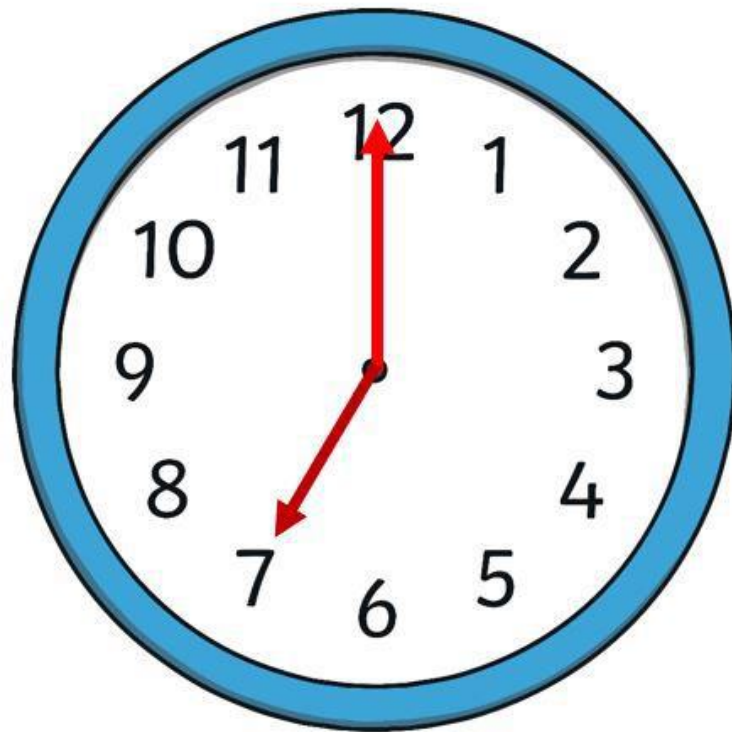
When the minute hand is pointing to 12, it is showing a full hour. We call this time '**o'clock**'.



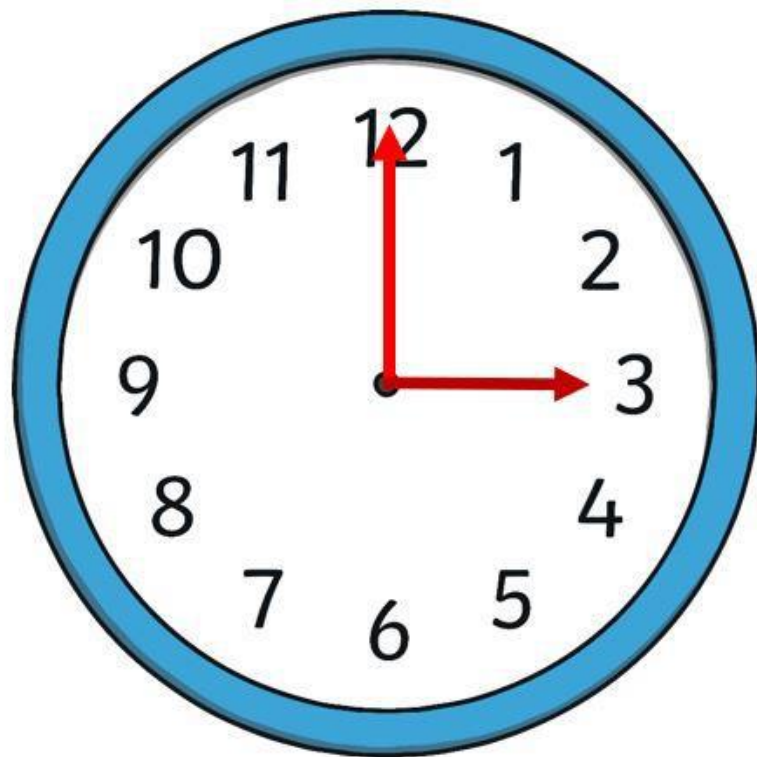
On this clock, the hour hand is pointing at the 8 and the minute hand is pointing to the 12.

This clock is showing that the time is **8 o'clock**.

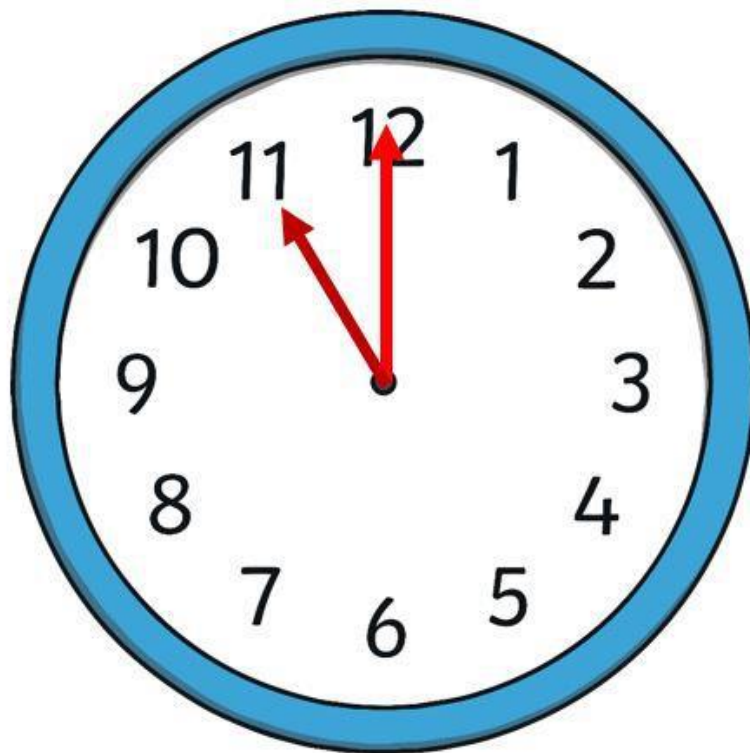
What Time Is It?



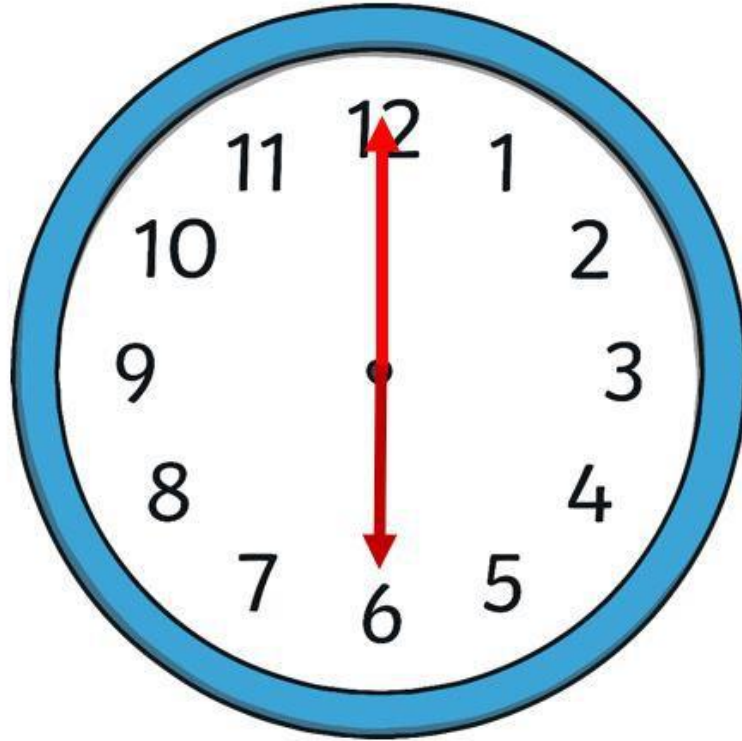
What Time Is It?



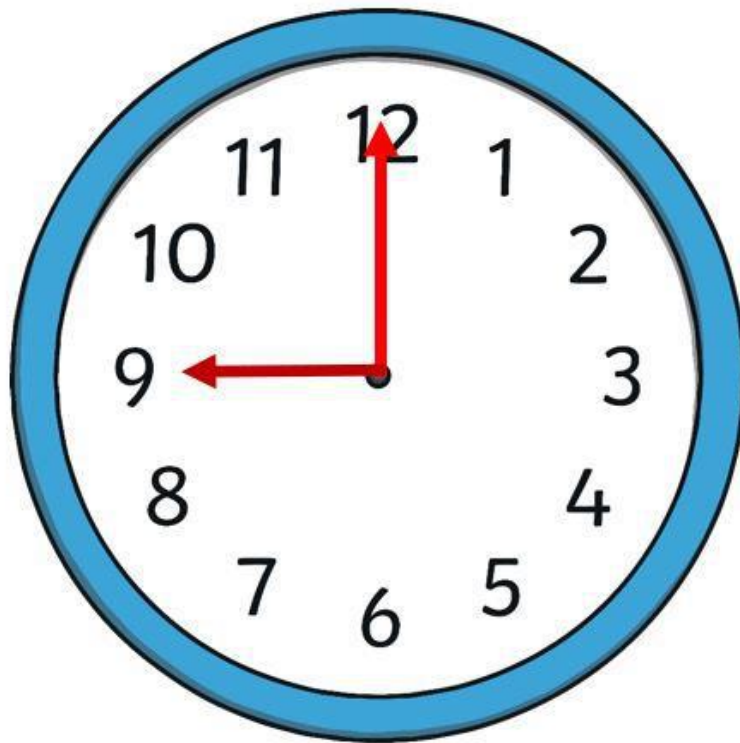
What Time Is It?



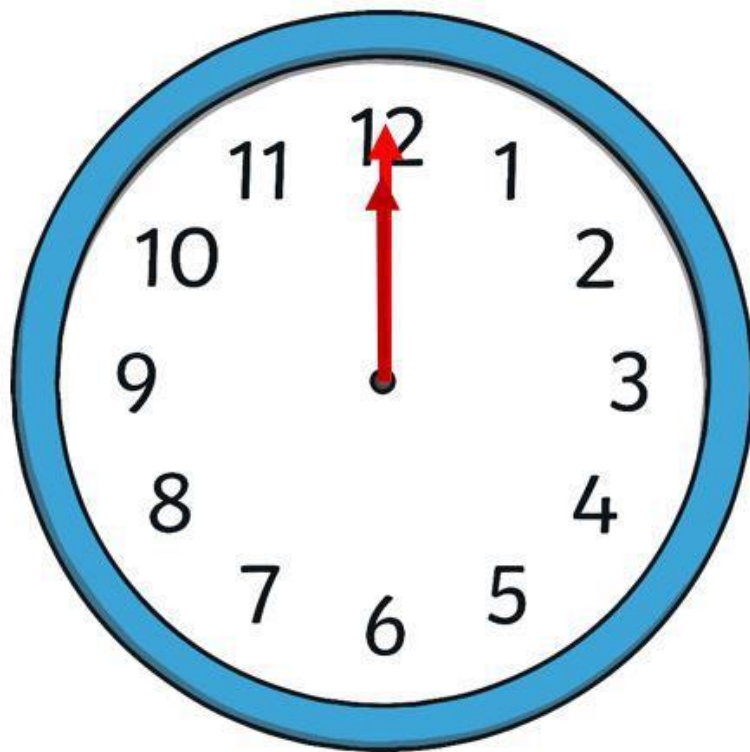
What Time Is It?



What Time Is It?

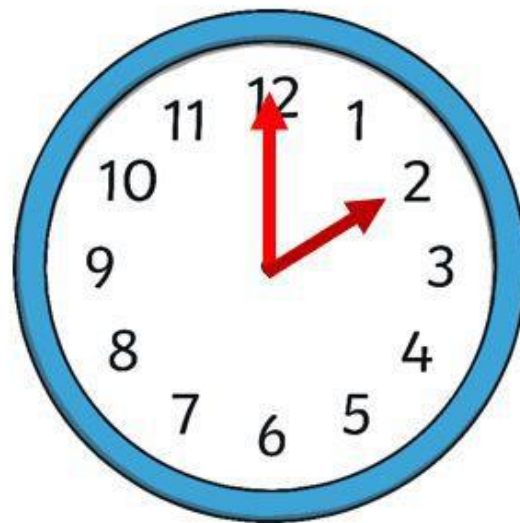
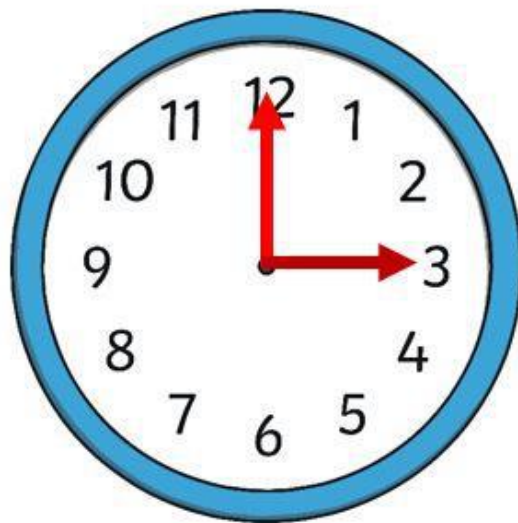
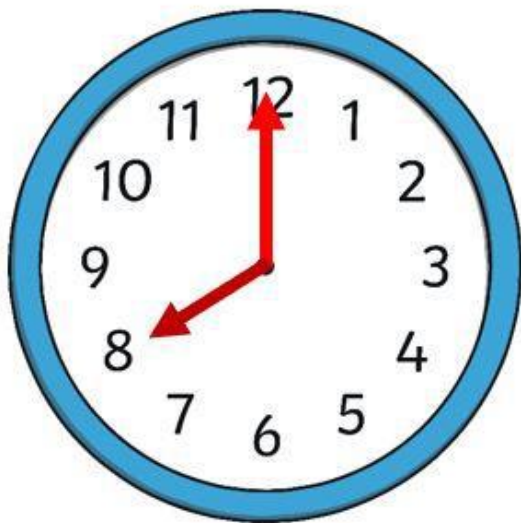


What Time Is It?



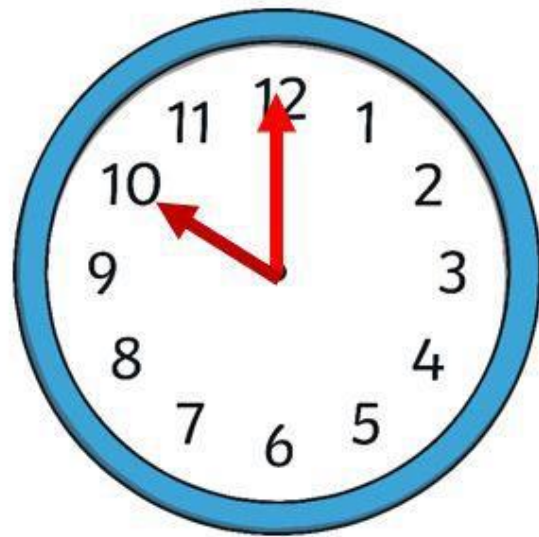
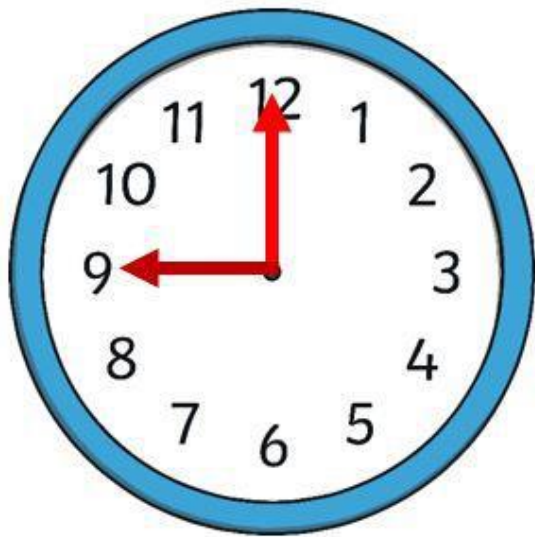
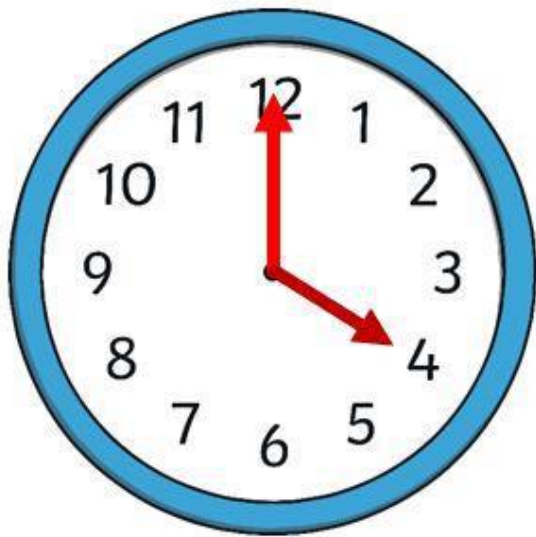
What Time Is It?

Which clock shows 2 o'clock?



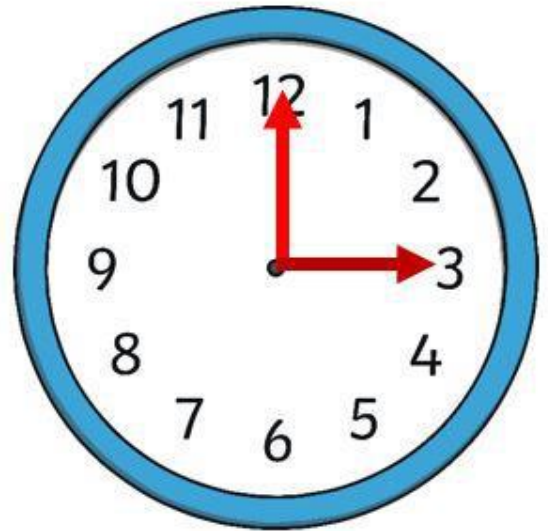
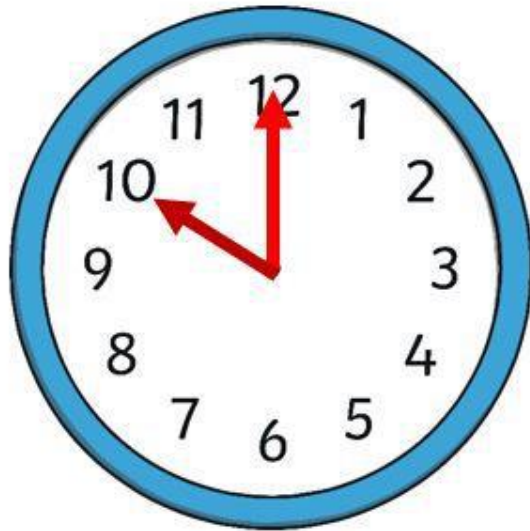
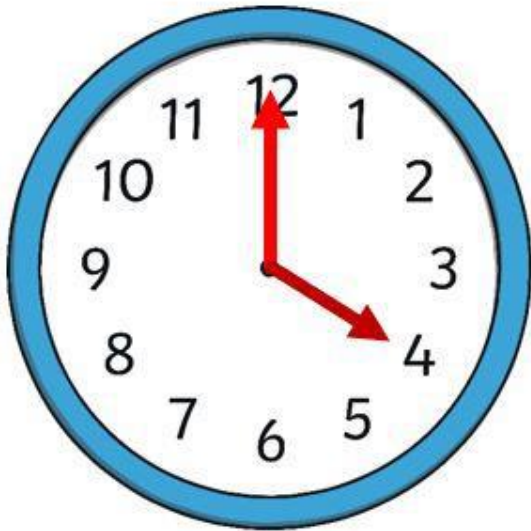
What Time Is It?

Which clock shows 4 o'clock?

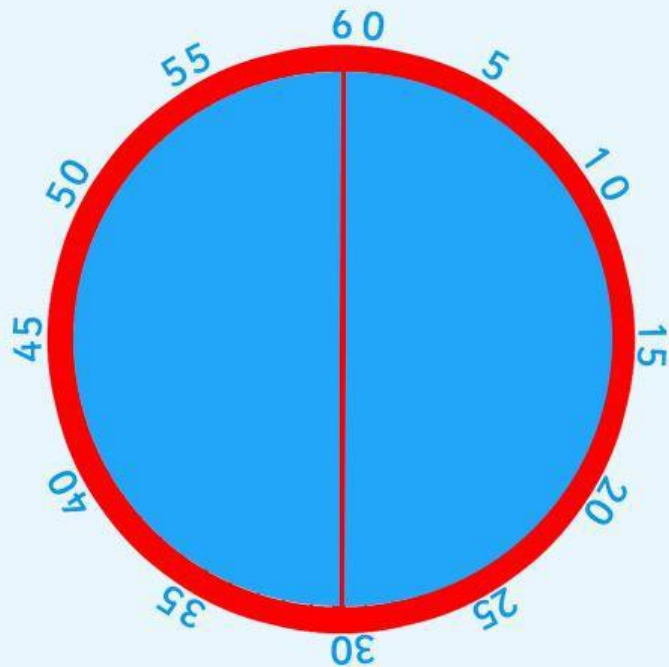


What Time Is It?

Which clock shows 10 o'clock?

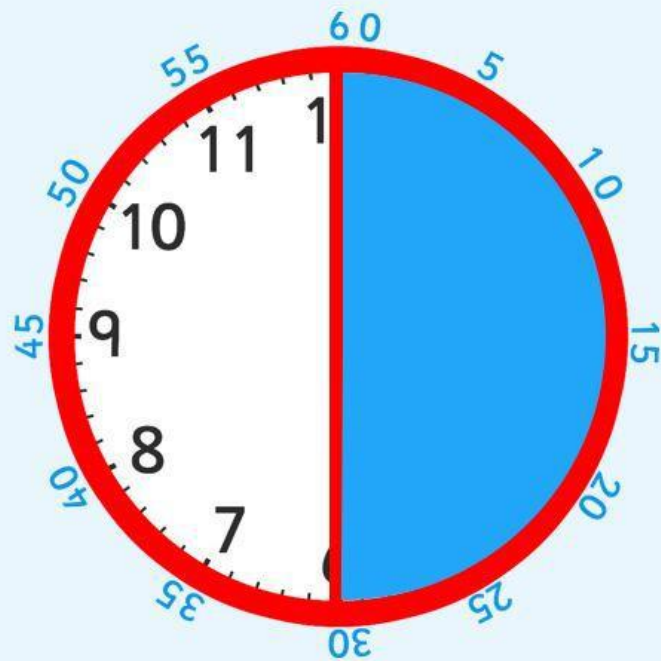


A clock face is a full circle which is made up of 2 halves.

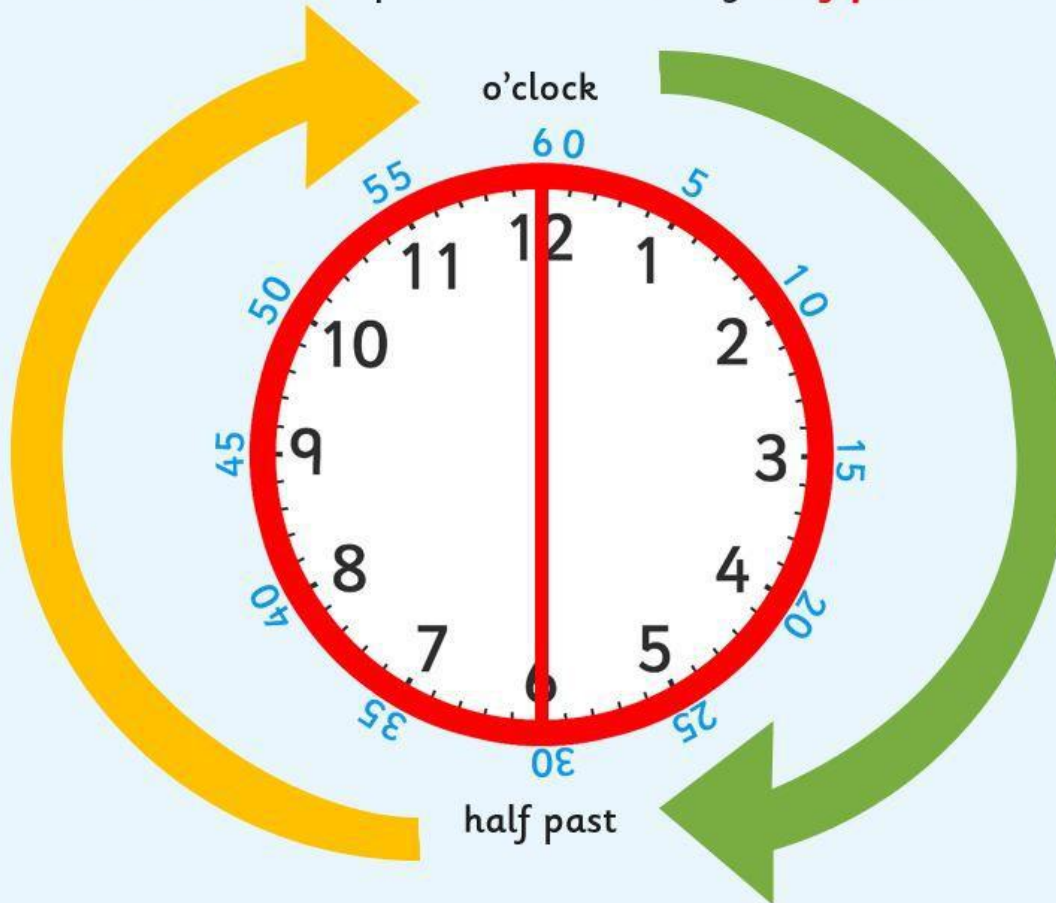


How many minutes make up half of an hour?

There are 30 minutes in half of an hour.



When it is 30 minutes past the hour we say '**half past**' the hour.

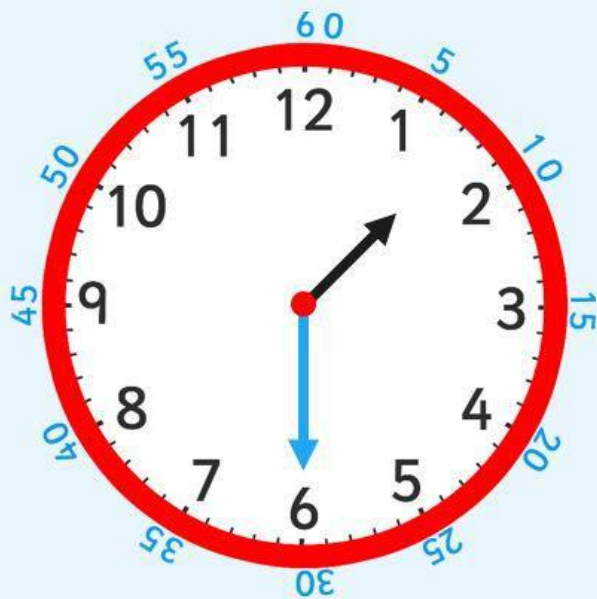


Look at this time.

The big hand is pointing at 6, which is halfway around the clock.

Where is the small hand pointing? Is it on the number?

It's half way between 1 and 2.



half past

What time is this clock showing?

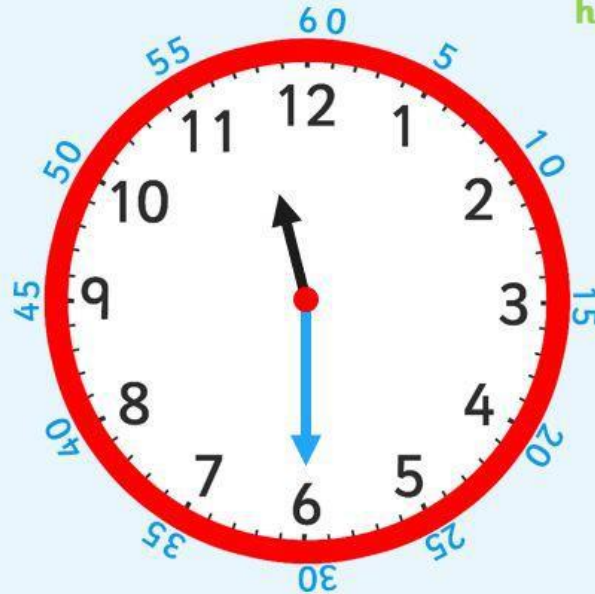
Where is the **big hand**
pointing?

6

half past 11

Where is the **little hand**
pointing?

halfway between 11
and 12



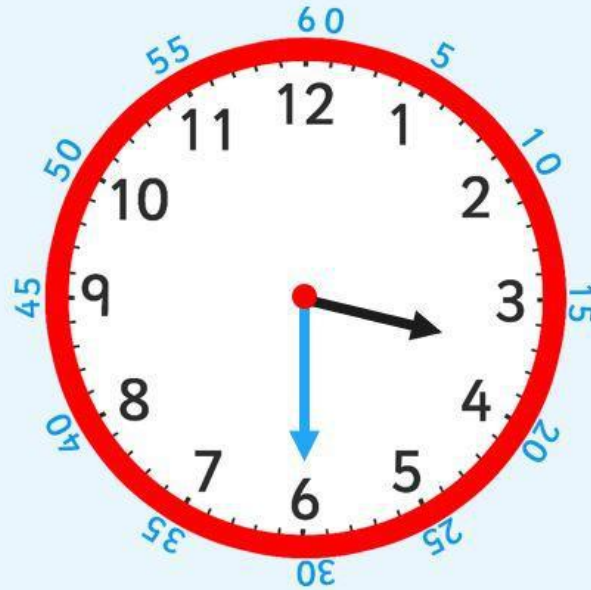
half past

What do you notice about the small hand?

It is halfway between 3 and 4.

What time is this clock showing?

Half past three.

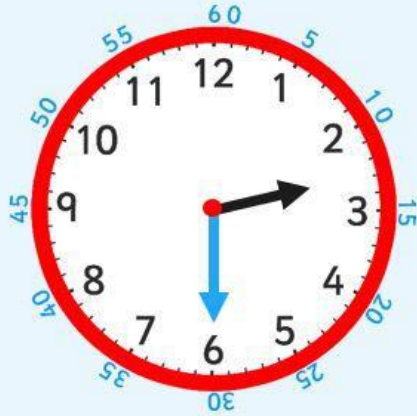


half past

Which clock is showing **half past 2**?

Which clock is showing **half past 9**?

Which clock is showing **half past 7**?




True or False? Explain your reasoning. Click to the next slide to reveal the answer.

True or False?

0'clock and half past

The clock shows half past 7



White Rose Maths


Were you correct? Maybe you could make a 'True or False' question for a family member!

True or False?

O'clock and half past

False

If it is half past 7 the hour hand should be half way between 7 and 8

An analog clock with a yellow face and black numbers from 1 to 12. The hour hand is positioned halfway between the 7 and the 8, and the minute hand is pointing directly at the 6. This represents the time 7:30.





White Rose Maths

Now you can complete the optional sheet for more practise.

O'clock and half past

White Rose Maths

1 Match the clocks to the times.

	7 o'clock
	3 o'clock
	12 o'clock
	10 o'clock

Complete the sentence.
At o'clock, the minute hand points to

2 Match the clocks to the times.



half past 4



half past 1



half past 9



half past 6

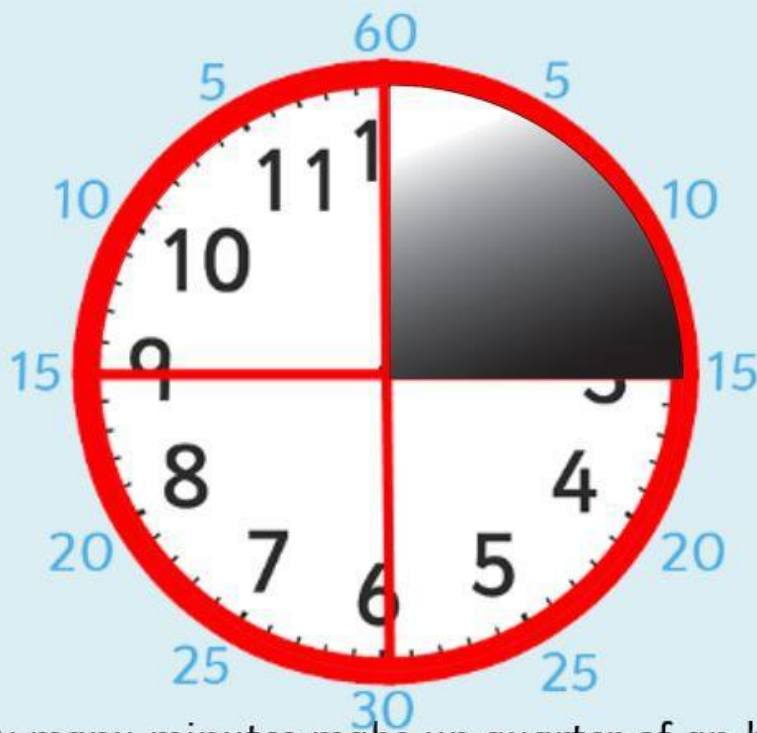
Complete the sentence.

At half past, the minute hand points to

Lesson 2 - Quarter Past and Quarter To

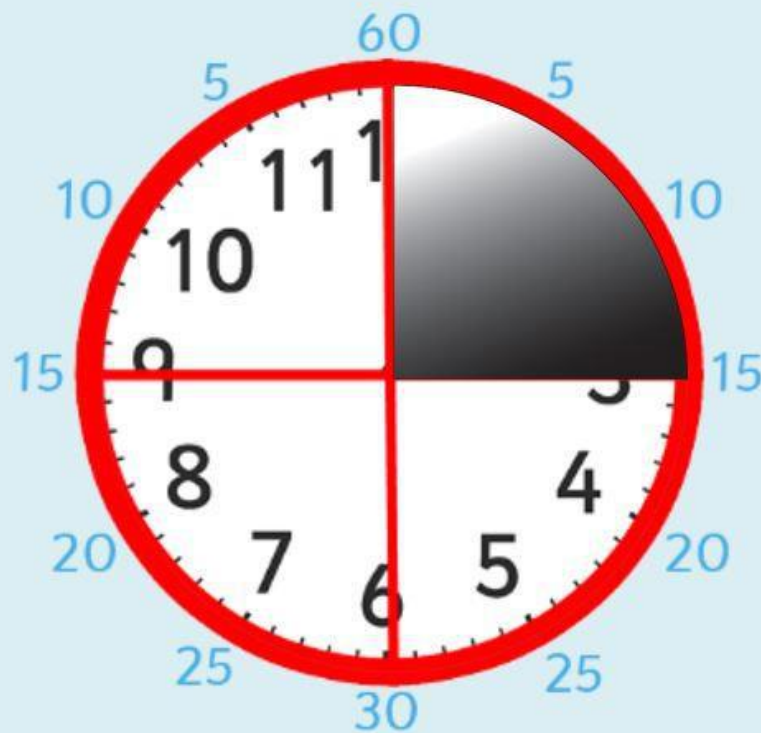
In this lesson we recap that a quarter of 1 hour is 15 minutes and recap when we use the words 'past' and 'to'.

A clock face is a full circle which is made up of 4 quarters.

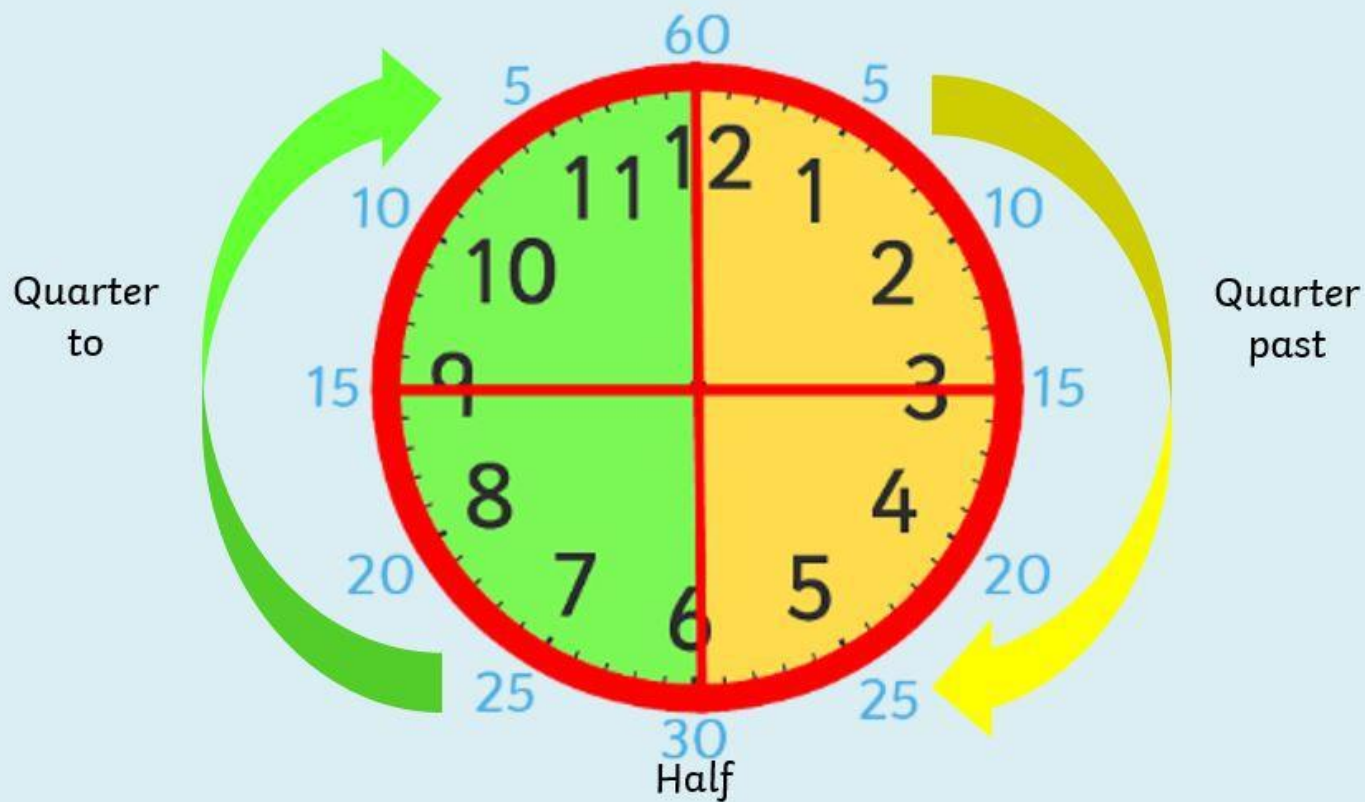


How many minutes make up quarter of an hour?

There are 15 minutes in quarter of an hour.



When we tell the time we either say it is '**past**' or '**to**' the hour.

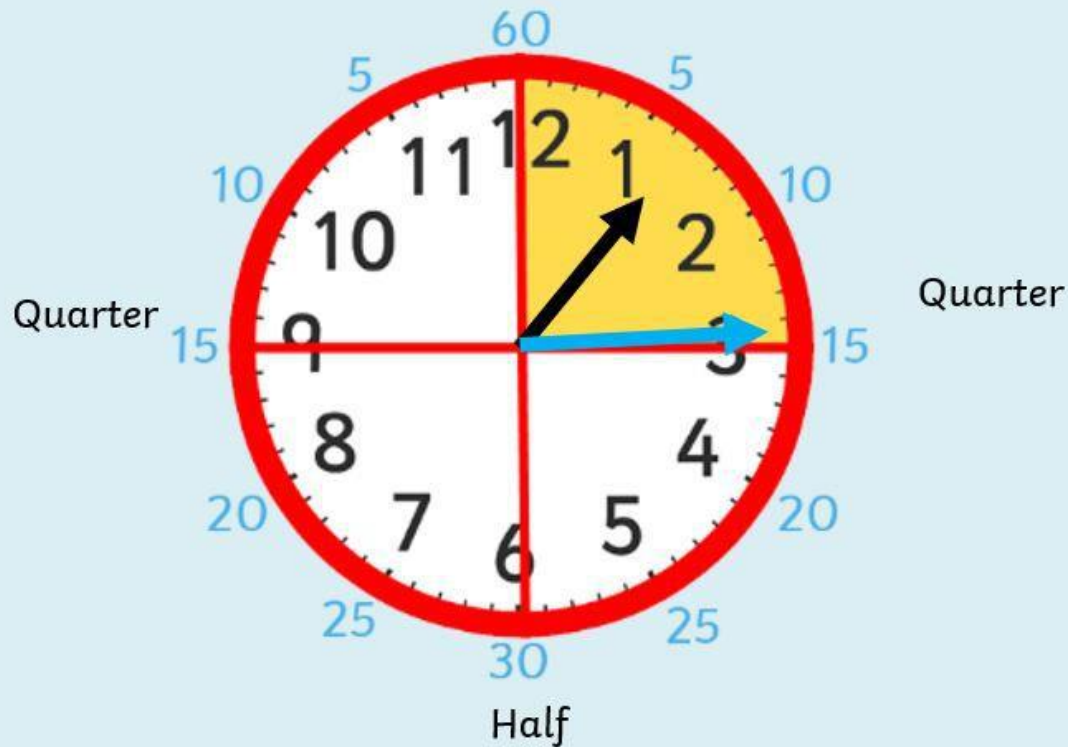


Look at this time.

The big hand is pointing at 3, which is the first quarter.

Where is the small hand pointing? Is it on the number?

It's actually a quarter of the way between 1 and 2.



What time is this clock showing?

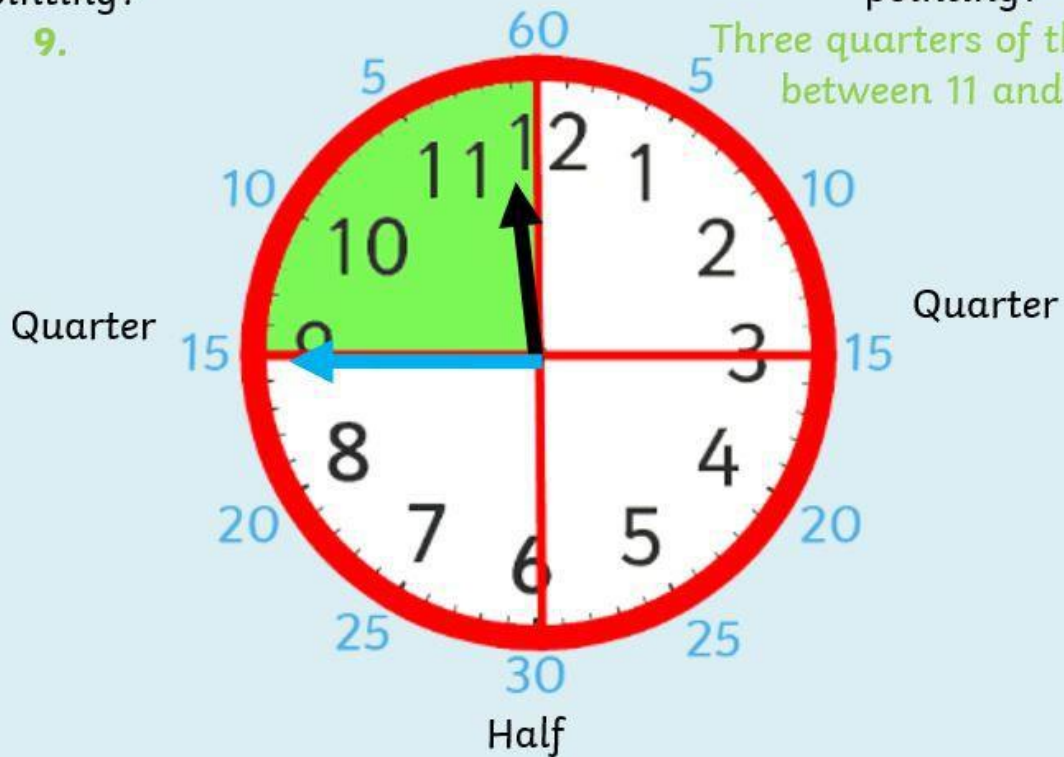
Where is the **big hand** pointing?

9.

Quarter to 12.

Where is the **little hand** pointing?

Three quarters of the way
between 11 and 12.

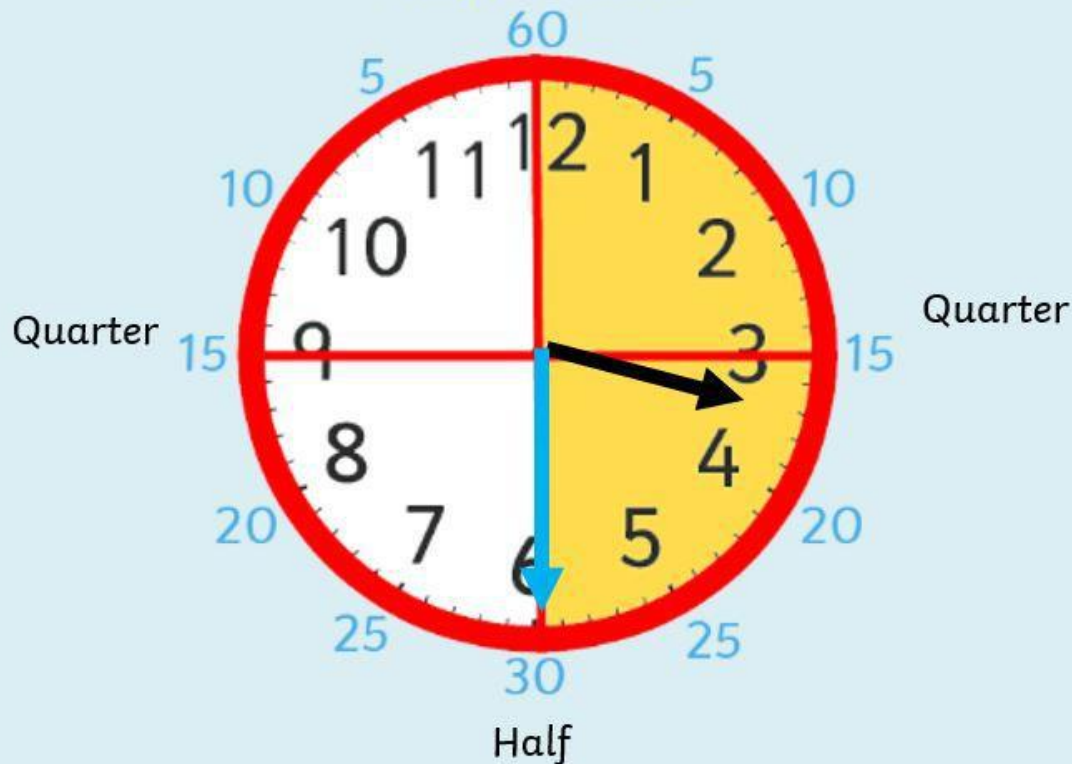


What do you notice about the small hand?

It is halfway between 3 and 4

What time is this clock showing?

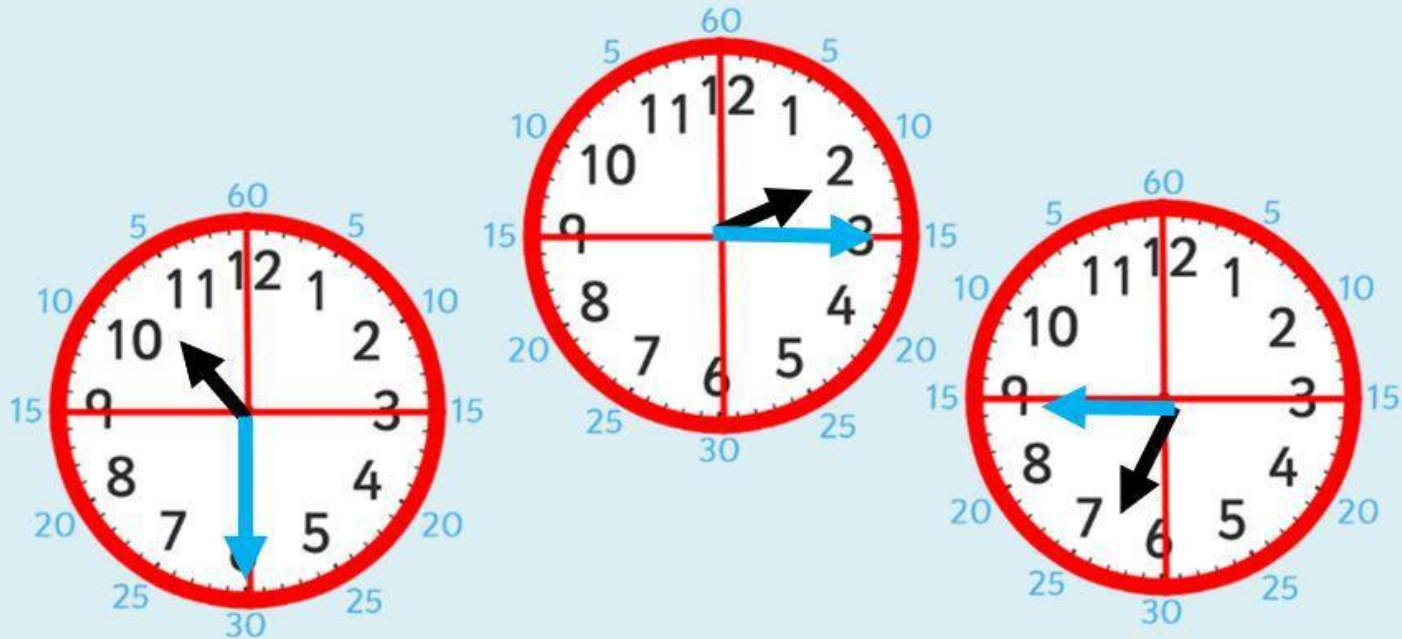
Half past three.



Which clock is showing **quarter past**?

Which clock is showing **half past**?

Which clock is showing **quarter to**?

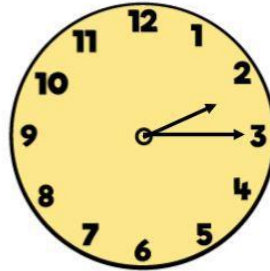


True or False? Explain your reasoning. Click to the next slide to reveal the answer.

True or False?

Quarter past and quarter to

There are 30 minutes between quarter past 2 and quarter to 3




Were you correct? Maybe you could make a 'True or False' question for a family member!

True or False ?

Quarter past and quarter to

True

A quarter of an hour is 15 minutes and there are two quarters of an hour between quarter past 2 to quarter to 3




White Rose Maths


Now you can complete the optional sheet for more practise.

Quarter past and quarter to


1 Match the clocks to the times.




quarter past 1



quarter past 12



quarter past 9




quarter past 5


Complete the sentence.

At quarter past, the minute hand points to


2 Match the clocks to the times.




quarter to 10



quarter to 1



quarter to 7



quarter to 3

Complete the sentence.

At quarter to, the minute hand points to

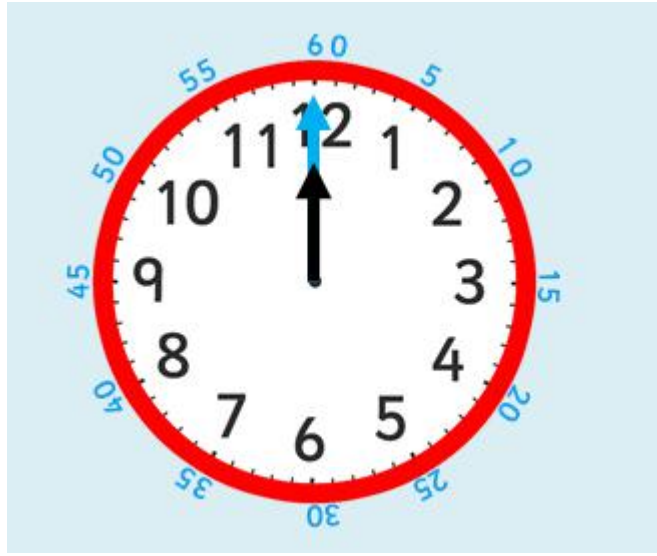
White Rose Maths

© White Rose Maths 2020

Lesson 3 - Telling time to 5 minutes

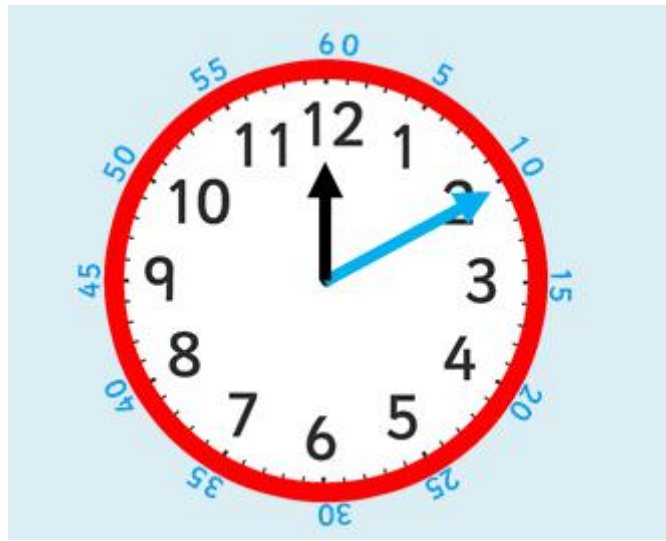
In this lesson it is important for your child to understand that the numbers they see on the clock represent the hour. They also need to remember 'past' and 'to'. We would encourage your child to say 10 minutes to the hour rather than 50 minutes past.

A good warm up with your child would be to count in 5s forward and backwards.



This clock shows the hours in black on the inside, and the minutes in blue around the outside (most clocks don't show the minutes).

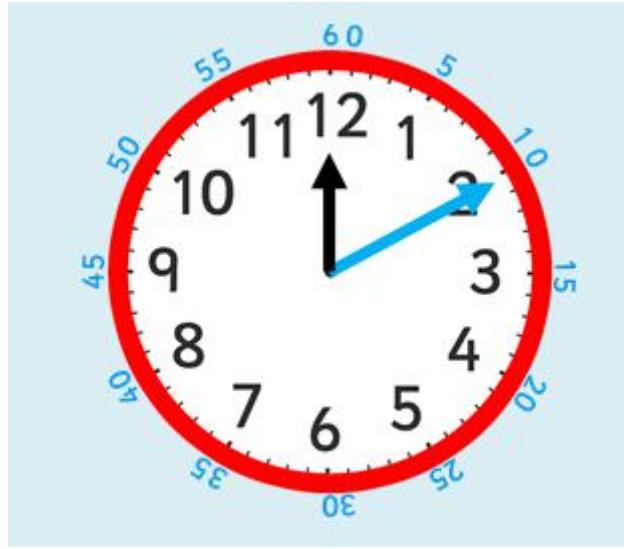
Can you see a pattern between the hours on the inside and the minutes on the outside?



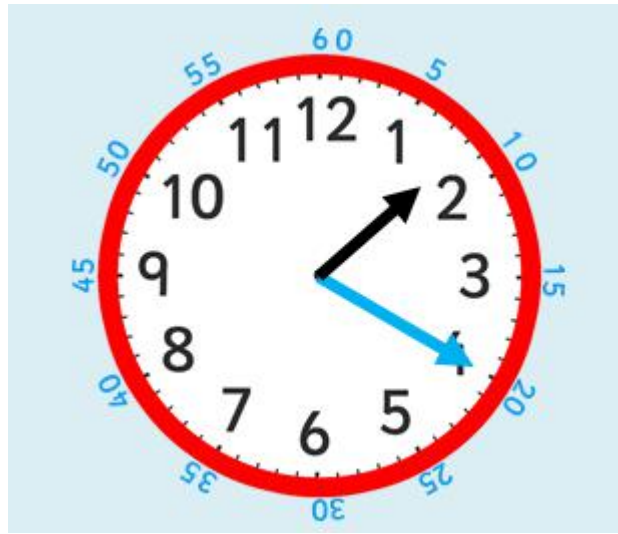
How many minutes past does the blue hand show?

Does it show 2 minutes past or 10 minutes past?

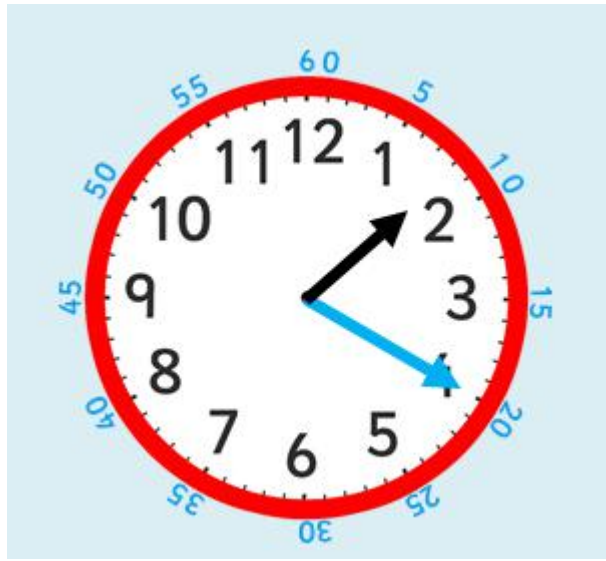
•



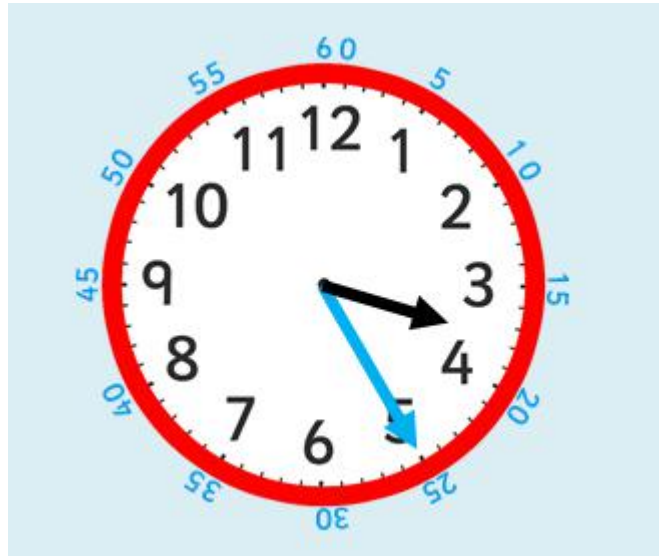
Black numbers are the hours and blue numbers are the minutes.
We read the time as 'minutes past or to the hour'.
Think of it as 'blue minutes past or to black'.
The time is 10 minutes past 12.



How many minutes **past** is the minute hand pointing to?
What time does the clock show?
(hint - **blue** past black)



The time is 20 minutes past 1.

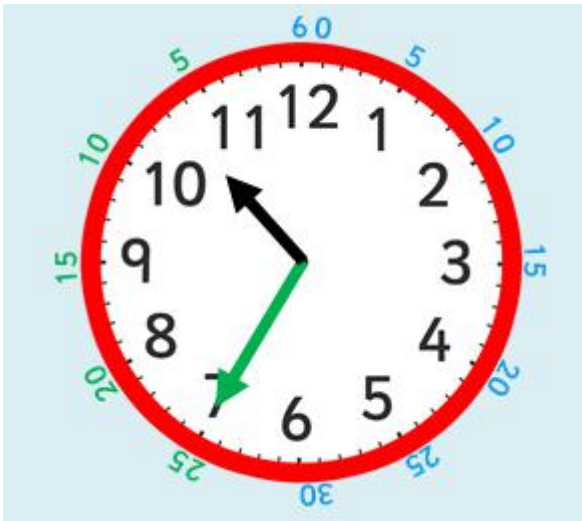


The time is 25 minutes past 3. Can you explain why?



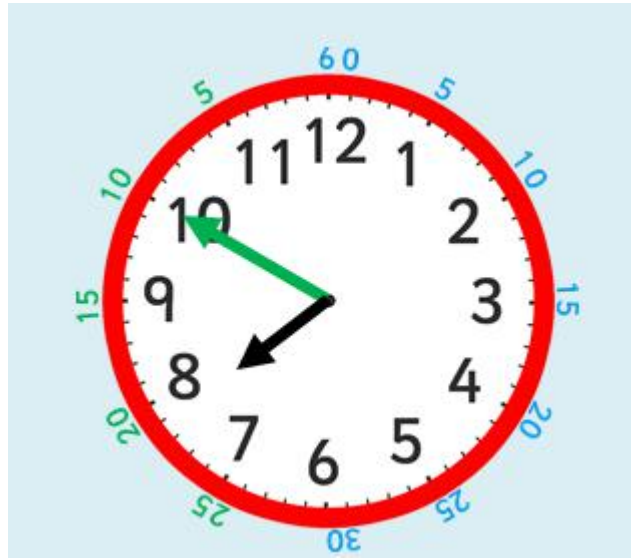
After the minute hand passes 'half past', the time stops being 'minutes past' and becomes 'minutes to'.

This is slightly trickier because the minutes on the outside of the clock are still counting past the hour.

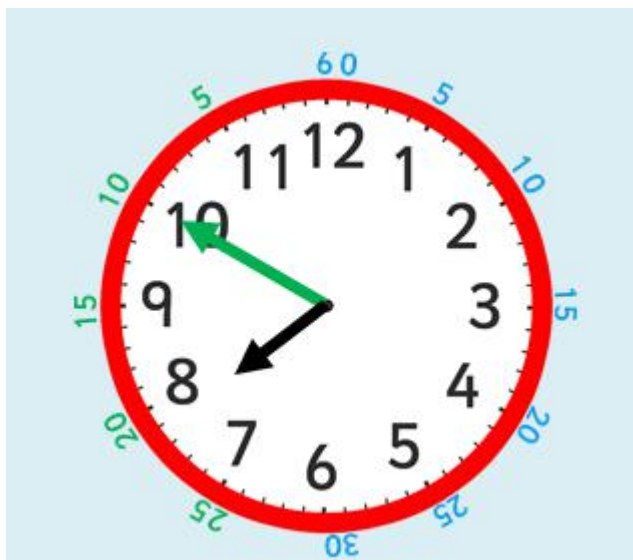


This clock makes it easier to read the minutes to the hour because all the numbers in green show the minutes to the hour.
The time will now be '**green** minutes to **black**'.

How many minutes is it to the hour?
What time is this clock showing us?



What time is it?



It is 10 minutes to 8.



Which clock shows 10 minutes to 2?

Which clock shows 25 minutes past 11?

Which clock shows 25 minutes to 11?



Which clock shows 10 minutes to 2?

Which clock shows 25 minutes past 11?

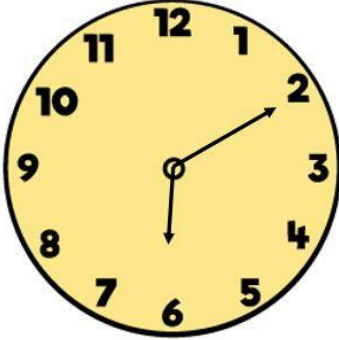
Which clock shows 25 minutes to 11?

True or False? Explain your reasoning. Click to the next slide to reveal the answer.

True or False?

Telling time to 5 minutes

The time is 2 past 6



White Rose Maths

Were you correct? Maybe you could make a 'True or False' question for a family member!

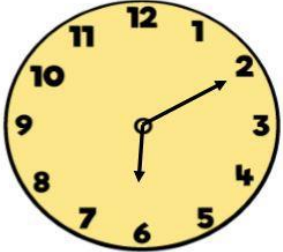
True or False ?

Telling time to 5 minutes

False

When looking at the minute hand, each number is a 5-minute interval.

If the minute hand is pointing to 2 that means it is 10 past the hour.









White Rose Maths

Now you can complete the optional sheet for more practise.







Telling time to 5 minutes

White
Rose
Maths

1 Complete the table.

	5 past 1
	<input type="text"/> past 1
	
	
	
	

2 Complete the table.

	25 to 2
	<input type="text"/> to 2
	
	
	
	

Lesson 4 - Hours and days

At the start of this lesson it would be a good idea to recap how many minutes are in 1 hour, in half an hour, in quarter of an hour and in one and a half hours.

If your child has made a clock, they will find it helpful to use in this lesson. Your child will be saying what the time will be in half an hour/30 minutes and what the time was one hour earlier.

The time is 4 o'clock.

The programme that I am going to watch lasts for 30 minutes.

What time will it finish? How do you know?



It will finish at half past 4.

You might have counted round the clock in 5's moving the minute hand until you reached 30.



Match these! What will be the time in 30 minutes?



20 minutes past 2



10 o'clock



10 minutes to 12

Let's check!



20 minutes past 2

10 o'clock

10 minutes to 12

The time is 4 o'clock.

The football game started 1 hour earlier.

What time did it start? How do you know?



It started at 3 o'clock.

You might have counted back round the clock in 5's moving the minute hand until you reached 60 or you might have known that 1 full turn of the minute hand is 1 hour. You might also have known that $4 - 1$ is 3.




Match these! What would the time have been 1 hour
(or you could say 60 minutes) earlier?



quarter to 9




25 minutes past 6



8 o'clock

Let's check!



quarter to 9

25 minutes past 6

8 o'clock

True or False? Explain your reasoning. Click to the next slide to reveal the answer.

True or False?

Hours and days

There are 4 half an hours in 2 hours.

1 hour = 60 minutes	
$\frac{1}{2}$ an hour = 30 minutes	$\frac{1}{2}$ an hour = 30 minutes

White Rose Maths

Were you correct? Maybe you could make a 'True or False' question for a family member!

True or False?

Hours and days

True

There are 2 half an hours in 1 hour so
there is 4 in 2 hours.

2 hours

1 hour = 60 minutes		1 hour = 60 minutes	
$\frac{1}{2}$ an hour = 30 minutes	$\frac{1}{2}$ an hour = 30 minutes	$\frac{1}{2}$ an hour = 30 minutes	$\frac{1}{2}$ an hour = 30 minutes

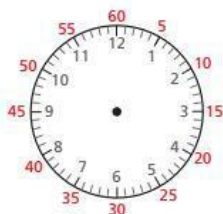
White Rose Maths

Now you can complete the optional sheet for more practise.

Hours and days



- 1 Complete the sentences.
You can use the clock to help you.



- a) There are minutes in 1 hour.
b) There are minutes in half an hour.
c) There are minutes in quarter of an hour.
d) There are minutes in one and a half hours.

- 2 Complete the table.

60 minutes earlier	Time now	30 minutes later
3 o'clock		half past 4

Lesson 5 - Find durations of time

In this lesson the children will read a time, then be counting in 5s starting at the minute hand to find out what time an activity finished at.

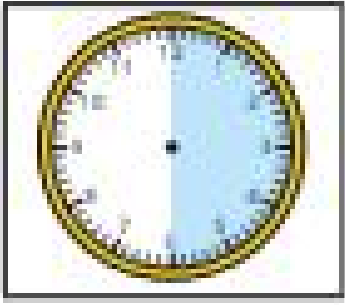
With someone at home, order these times from the shortest to the longest. Explain how you know.

1 week

10 days

4 days


24 hours



This clock shows a 30 minute duration.

Do you know why?

Hint - count in 5s using the numbers on the clock to help you!



This clock shows a 15 minute duration.

Do you know why?

Hint - count in 5s using the numbers on the clock to help you!

Today we are going to learn about duration of time.

I started reading my book at 9 o'clock.

I read it for 20 minutes.

What time did I finish reading?

If you have a clock, make 9 o'clock. Count round in 5's with the minute hand until you count to 20. What time is it?



It would be 20 minutes past 9.



Let's try another one!


I got on the bus at 20 minutes past 5.

I was on the bus for 35 minutes.

What time did I get off the bus?

Hint: start at the minute hand and count in 5s until you reach 35.

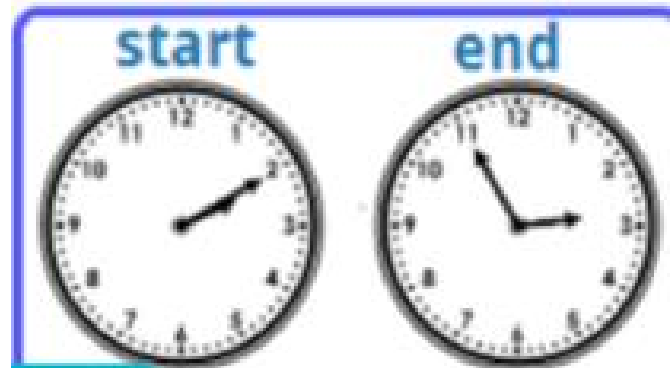
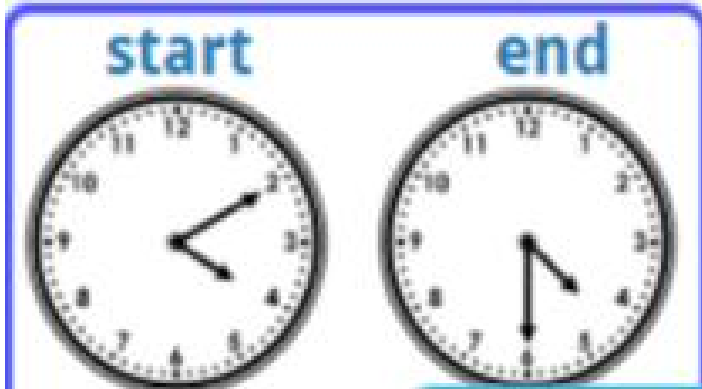
What time is it?



It would be 5 minutes to 6.

Try these! How long did I get to play on the i-pad for?

Remember to count in 5s!



start



end



I played on my i-pad for 20 minutes.

start



end



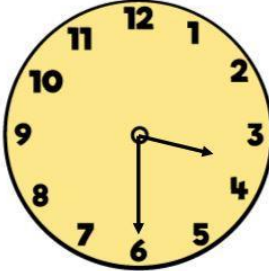
I played on my i-pad for 45 minutes.

True or False? Explain your reasoning. Click to the next slide to reveal the answer.

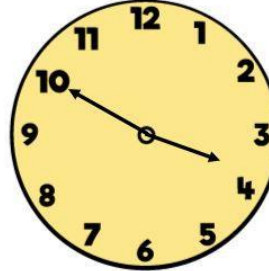
True or False? Find durations of time

The TV programme lasts 20 minutes.

Start



Finish



White Rose Maths

The image shows two analog clocks. The 'Start' clock has its hour hand between 3 and 4 and its minute hand pointing at 6, representing 3:30. The 'Finish' clock has its hour hand between 3 and 4 and its minute hand pointing at 10, representing 3:50. The duration between 3:30 and 3:50 is 20 minutes.

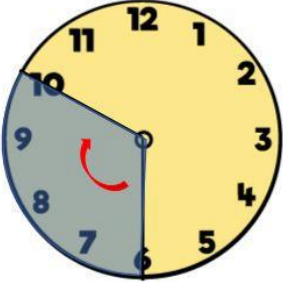
Were you correct? Maybe you could make a 'True or False' question for a family member!

True or False ?

Find durations of time

True

The programme starts at half past 3 and finishes at ten to 4



White Rose Maths

Now you can complete the optional sheet for more practise.

Find durations of time

White
Rose
Maths

- 1 Match the durations on the clocks to the labels.



15 minutes

40 minutes

5 minutes

half
an hour

- 2 Tick all the clocks that show a 30-minute duration.



Talk to a partner about what you notice.



- 3 Tick all the clocks that show a 15-minute duration.

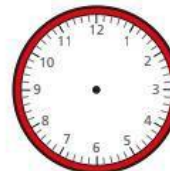


- 4 Tommy sat down to play a game at quarter past 1



The game took 20 minutes.



Draw the hands on the clock to show what time the game finished.





Mental Maths - Flashbacks

In the flashbacks this week your child will be recapping information handling, shape, place value, money, time, addition, subtraction and division and using the symbols $<$ (less than), $>$ (greater than) and $=$ (equal to/same as).

1) How many children cycled on Monday?

Day	Children cycling to school
Monday	
Tuesday	

Key
 = 2 children







2) What number does the tally show?

1111 1111


3) How many sides ¹¹¹do 5 triangles have?


4) How many tens are there in 85?

1) How many children cycled on Thursday?

Day	Children cycling to school
Wednesday	    
Thursday	  

Key

 = 2 children




2) Draw tally marks to represent 16



3) How many 2p coins are the same as 20p?

4) What is $13 + 8$?



1) How many animals are there altogether?

Animals	Number in shop
Cats	■ ■ ■ ■
Dogs	■ ■
Hamsters	■ ■ ■

Key



■ = 5 animals

2) Divide 18 by 2


3) Which coin are four 5 p coins equal to?


4) Find the difference between 17 and 9

- 1) How many more cones are there than balls?

Equipment	Number in cupboard
Cones	
Balls	

Key

 = 10



- 2) Draw tally marks to represent 8


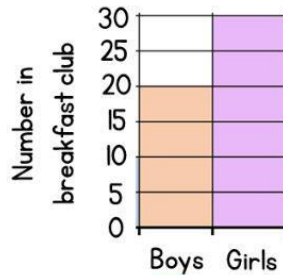


- 3) Use $<$, $>$ or $=$ to compare.

$$2 \times 5 \quad \bigcirc \quad 5 \times 2$$

- 4) Find the sum of 20 and 80

1) How many boys are in breakfast club?



2) One 😊 represents 5 people.
How many 😊 represent 40 people?

3) Divide 14 by 2

4) Find the sum of 4, 9 and 6