

# New to Nursery presentation

September 2021


# Agenda

- Tapestry
- Spotlight Children and Parent meetings
- New Early Years Curriculum
- Burlington Nursery Curriculum
- Weekly schedule
- Please help us by.....
- Contact us by.....



# TAPESTRY

ONLINE LEARNING JOURNAL

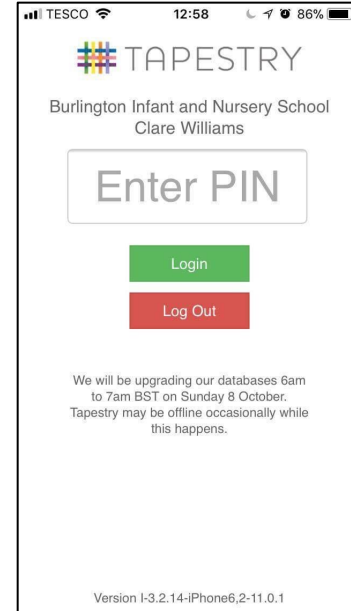
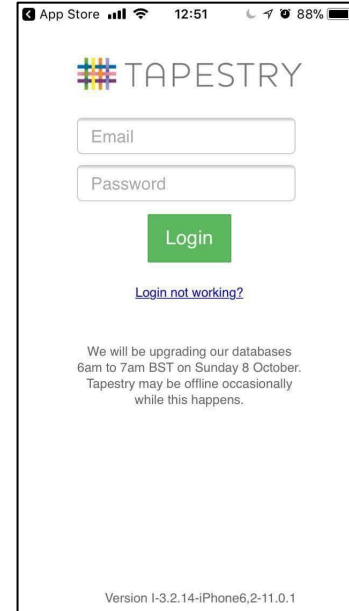


# Tapestry - general information

- Online Learning Journal. Website that can be accessed on a computer/laptop and tablets and smart phones.
- It creates a two way communication between staff and parents and carers.
- It enables us to show you what your children really do at school using photos, videos and descriptions - which will give you opportunities to extend your child at home.
- It is fully secure and only password holders can access the features.
- Parents only access their own child's Learning Journal
- Parents can respond to our posts with a comment or a 'like' and add their own posts from home.
- If you comment or like on a post sent only to you, only staff can see it.
- If you comment or like on a post sent to many parents, everyone can see your comment.

# Tapestry - how to use it

- Thank you for signing the agreement.
- Please respond to the email from Tapestry to get started, upload the app and create a password and pin.
- You will all have received a post with photos of your child in their first two weeks at Nursery. Please respond with a 'like' or 'comment'.
- You can add your own post with pictures and videos of your child to show us what you have been doing and share important moments.
- Any problems - please email the office or talk to us.



# How to add or view an observation on Tapestry

<https://www.youtube.com/watch?v=espJ96TJHV8>

This video shows how to add your own observation and view an observation added by us.

# Tapestry - what to expect

- First two weeks - lots of photos
- Spotlight child weeks - full observations
- Wow moments
- Group posts of special events.
- Weekly update on Fridays - what's happening next week.

# Key Workers

- All children have a member of staff who is their Key Worker.
- They will let you know via Tapestry.
- Your Key Worker is your first point of contact but you can talk to any member of staff.
- Your key Worker will hold the Spotlight meetings and write your child's report.
- Full reports are sent home at the end of June.



# Spotlight Children - 3 year olds

- 9 children per week will be a spotlight child
- Oldest children first
- Once a term.
- We will do detailed observations of your child
- You will see these on Tapestry.
- The following week your key worker will have a video meeting with parents to reflect on their child, how they are doing and what their next steps are.
- Timings of meetings are during staff administration time -outs and invitations will be sent to you shortly.



Mrs Davies and Miss Cosgrove - Thursday afternoons 12.30-1.00pm

Mrs Drake - Tuesday afternoons 12.30-1.00pm

Miss Taylor - Tuesdays mornings 9.00- 9.30am

# Observations - 2 year olds

- No spotlight system
- Weekly photos and videos with comments.
- More detailed observations once children are settled.
- Two year old check reports and meetings in Autumn term.

# New Early Years Curriculum

## Areas of learning and development

### **Communication and Language**

Listening, Attention and Understanding  
Speaking

### **Personal, Social and Emotional Development**

Self-Regulation  
Managing Self  
Building Relationships

### **Physical Development**

Gross Motor Skills  
Fine Motor Skills

### **Literacy**

Comprehension  
Word Reading  
Writing

### **Mathematics**

Number  
Numerical Patterns

### **Understanding the World**

Past and Present  
People, Culture and Communities  
The Natural World

### **Expressive Arts and Design**

Creating with Materials  
Being Imaginative and Expressive

# Other Key features of new EYFS

Focus on developing early language and vocabulary.

Focus on improving early oral health.



# Teaching and Learning

- These 7 areas are used to plan your child's learning and activities that the activities are suited to your child's unique needs and interests.
- We have a short teaching and learning session every day.
- Children in Nursery learn by playing and exploring, being active, and through creative and critical thinking which takes place both indoors and outside.
- We are developing a new Long Term plan for Nursery based on stories, seasons and festivals as well as phonics and maths. It will be available on the website shortly.
- Phase 1 Phonics - developing children's speaking and listening skills and lays the foundations for the phonic work which starts in Reception. It helps get children attuned to the sounds around them and ready to begin developing oral blending and segmenting skills.

# Two Year Old Progress Check

We will give you a written summary of how your child is progressing against the 3 prime areas of learning: communication and language; physical development; and personal, social and emotional development.

This check will highlight areas where your child is progressing well and any where they might need some extra help or support – and how mums and dads and other family members or carers can work with us to help.

# Birth to 5

- We are using a new document called Birth to 5.
- Every term we will assess where your child is based on the guidance given in this document.
- It is dependent on the age of your child ie learning expectations are different for a September born child to one born in August.
- We will use this to plan teaching sessions and activities in the Nursery.



# A Typical Weekly Overview - 3 year olds

## Next Week - Our Families

- Monday -Introduction of theme or book for the week i.e So Much
- Tuesday - Talking about our own families. Tummy time 'drawing' out family.
- Wednesday - Maths - counting bears 'in families'
- Thursday - Out and About - exploring the school grounds
- Friday - Phonics - listening and naming sounds ie bells, keys, cymbal, cow
  
- Daily - songs, number rhymes and storytime

2year olds have Out and About on Tuesdays.



# Helping at home ideas.

**Key**  
Read stories  
Share books  
Talk about them!



# Please help us by.....

- Being on time to drop your child off
- Not arriving too early to pick up
- Bring book bags and books on a Friday to change
- Label everything please - clothes, bags, coats, bottles
- Put a change of clothes and underwear in their bag every day
- Leave a pair of named wellies at school
- Ensure they have a warm waterproof coat - we go outside in all weathers!
- Wear appropriate clothes and shoes - easy to go to the toilet in, can get dirty in, can climb in. No lace up shoes please! No big hair clips or bands please.
- Please do not bring in toys from home.

# Contact us by....

- Tapestry
  - Telephone via the Office 0208 942 1586
  - Email via the office [admin@burlingtoni.org.uk](mailto:admin@burlingtoni.org.uk)
  - Class reps.
- 
- More information is on our website.
  - Coming soon..... presentation on phonics and reading with young children.

Thank you very much!