

# Nursery Parent Workshop

Essential information about how we learn in Nursery and how to support your child at home.



# Key Workers

We will let you know who your child's key worker is soon on Tapestry. Your key worker is your main contact, meets you at parent evenings and writes your child's report. We also have Teaching Assistants working with us in every class.



Mrs Davies

Mrs Hibbard

Blue Nursery



Mrs Datwani



Miss Cosgrove

Miss Taylor

Green and Yellow  
Nurseries



Mrs Williams

Orange &  
Purple

# Some little reminders

Please NAME everything

Please bring.....

Change of clothes (nappies for 2yos) in a bag

Water bottle

Coat (warm or waterproof depending on the weather)

Summer - sunhat and sunscreen

Winter - hat and gloves

Book bag on Friday

Clothing - shoes and dresses

Timings - please do not be late

No toys from home



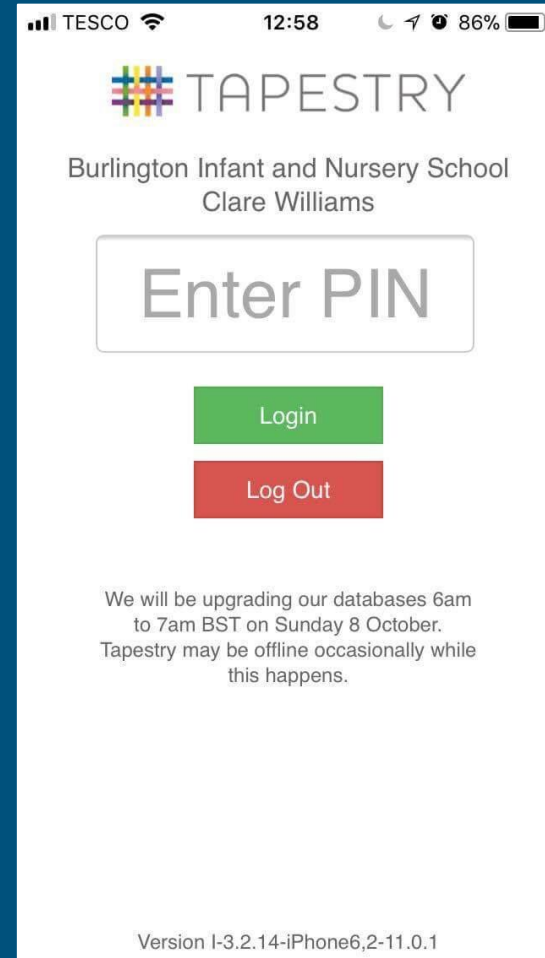
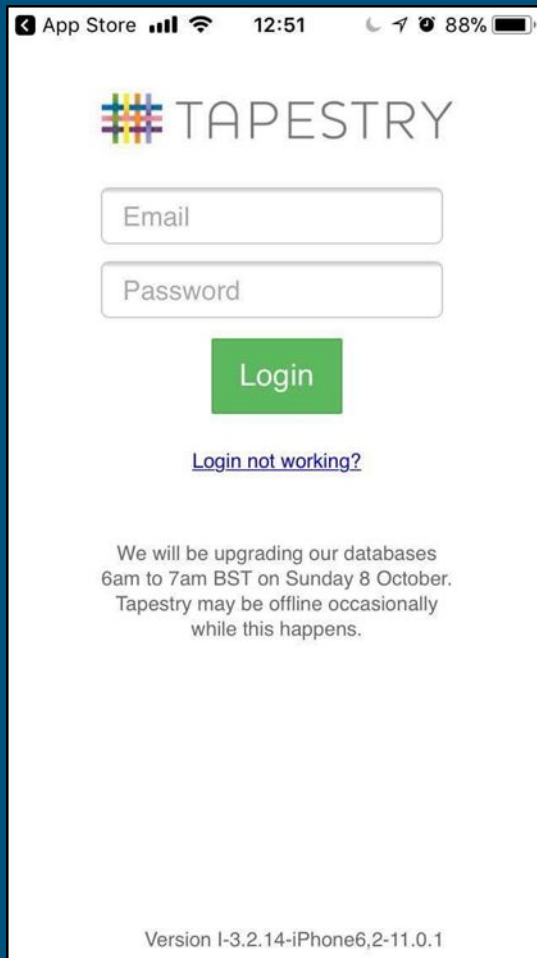


# TAPESTRY

ONLINE LEARNING JOURNAL

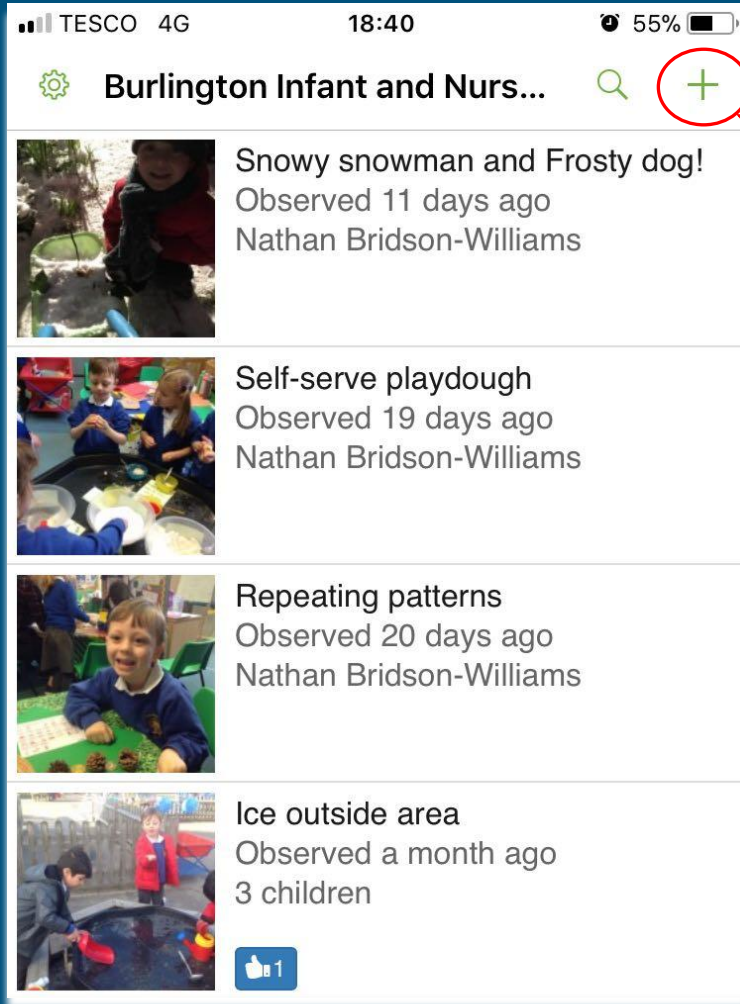
- Observations from us - photo and title.
- Please respond - like or comment
- Parents can post observations too - special moments etc.

# Tapestry App

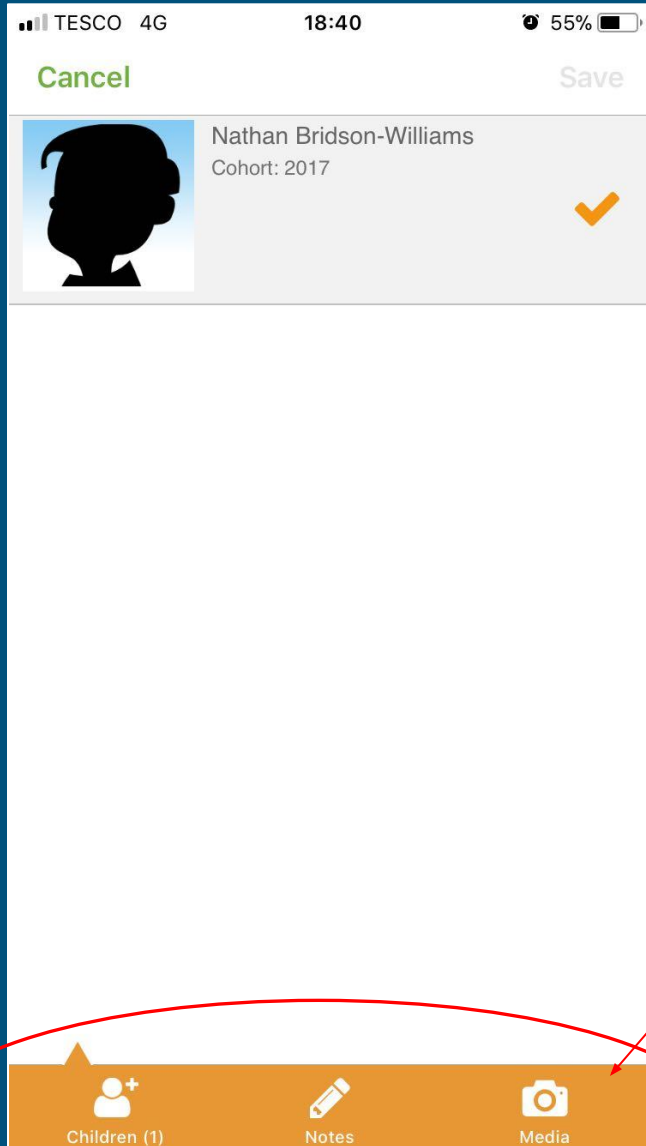


Initial login page using app

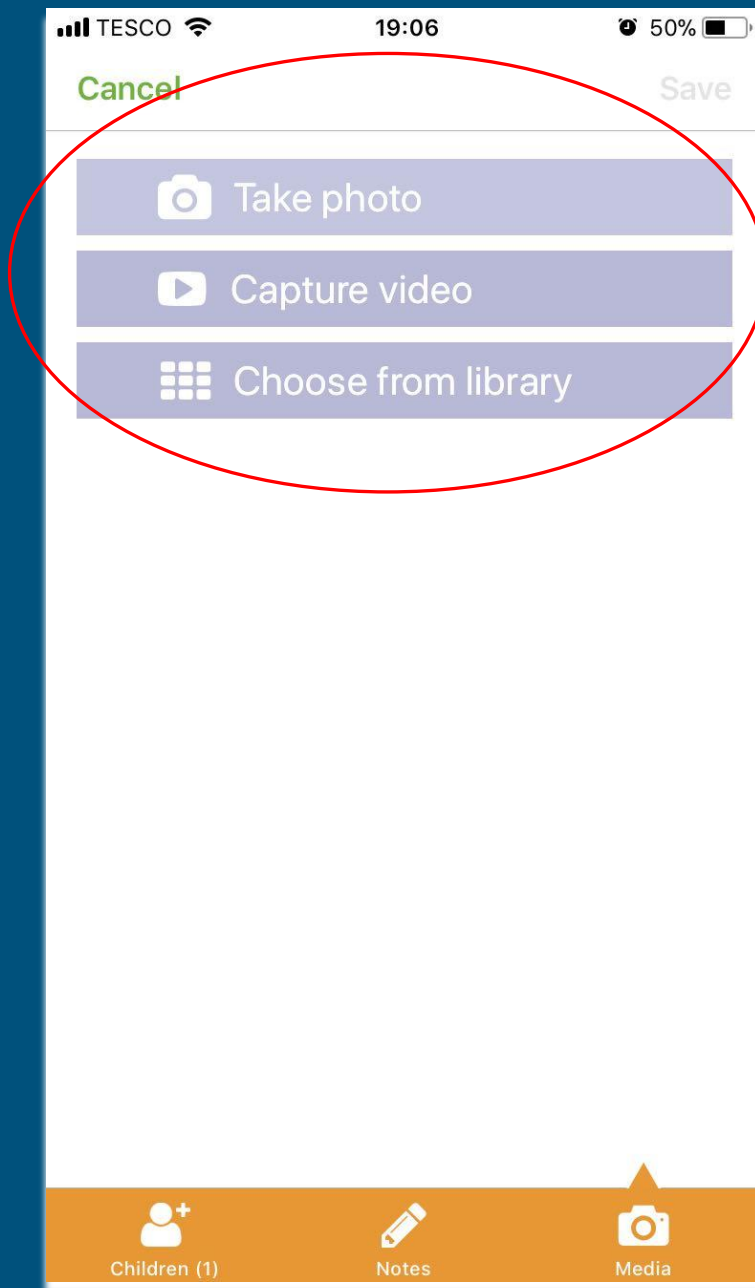
# Adding observations at home



1. Click on the + symbol when you log in

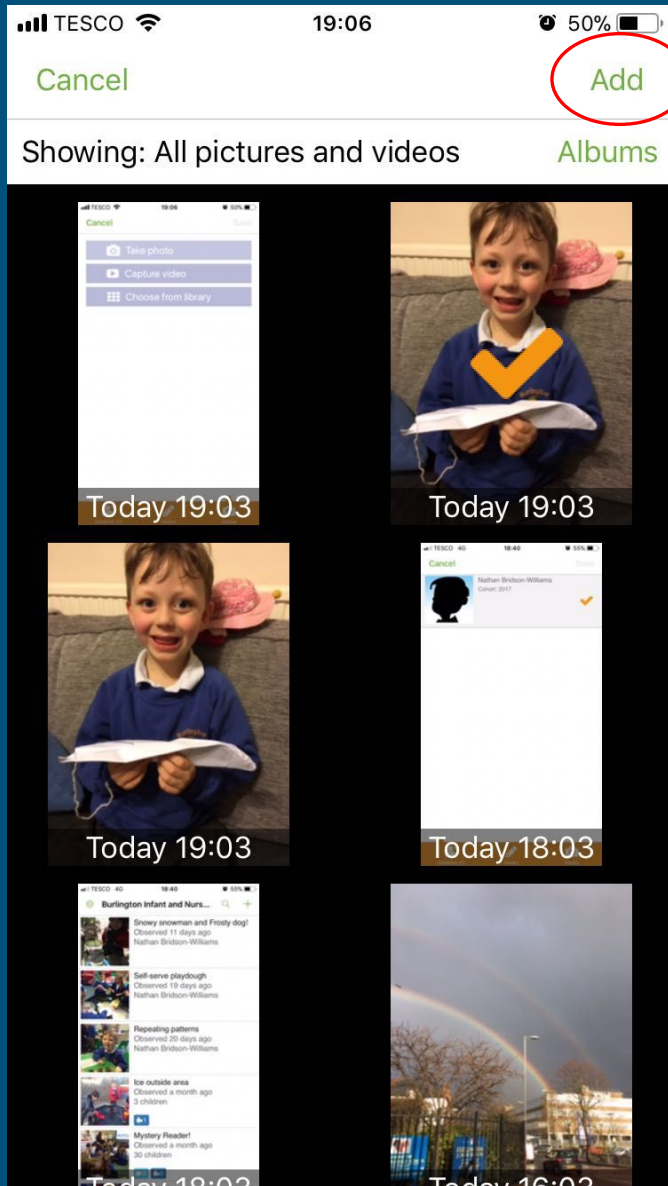


2. If you are adding a photo/video-  
click 'Media'



3. You can choose a photo from your library (one already on your phone) or take a photo there and then or Capture a video there and then





4. Select the photo you want to add  
(Library photos)  
A tick will appear on selected photo

Click 'Add'

TESCO 19:07 50%

Cancel Save

Title

Observation

Observation

Done

I We Nathan

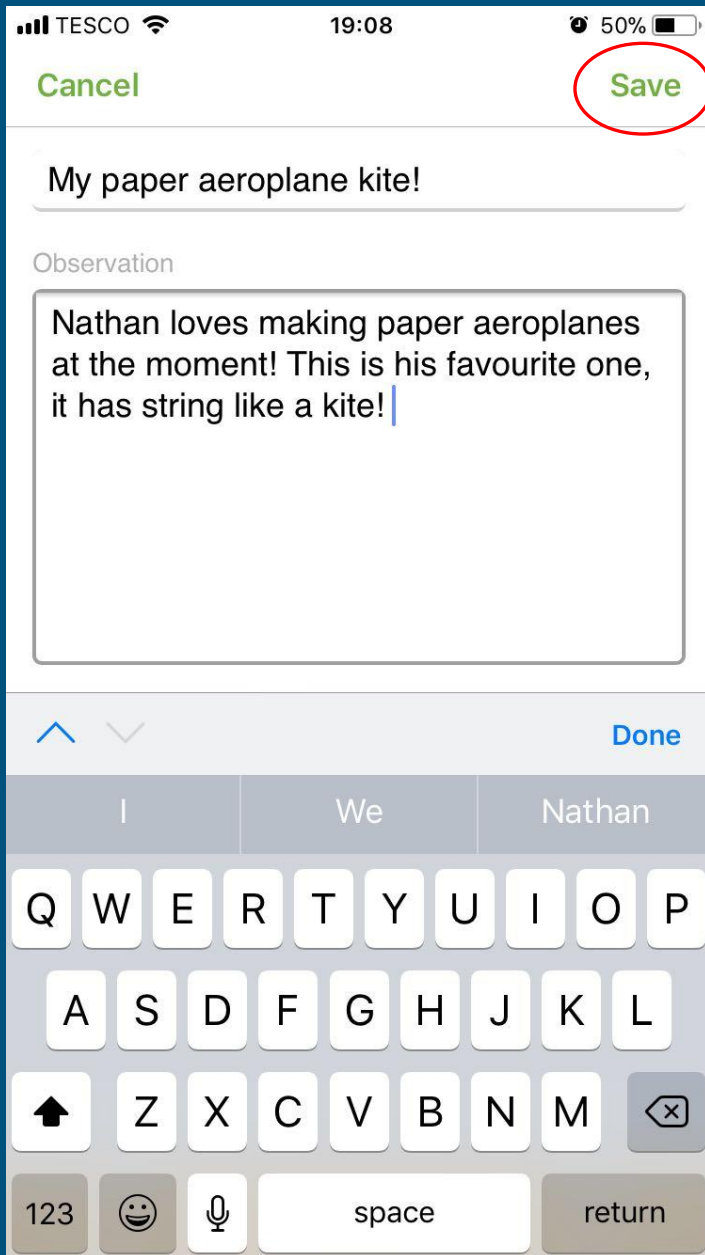
Q W E R T Y U I O P

A S D F G H J K L

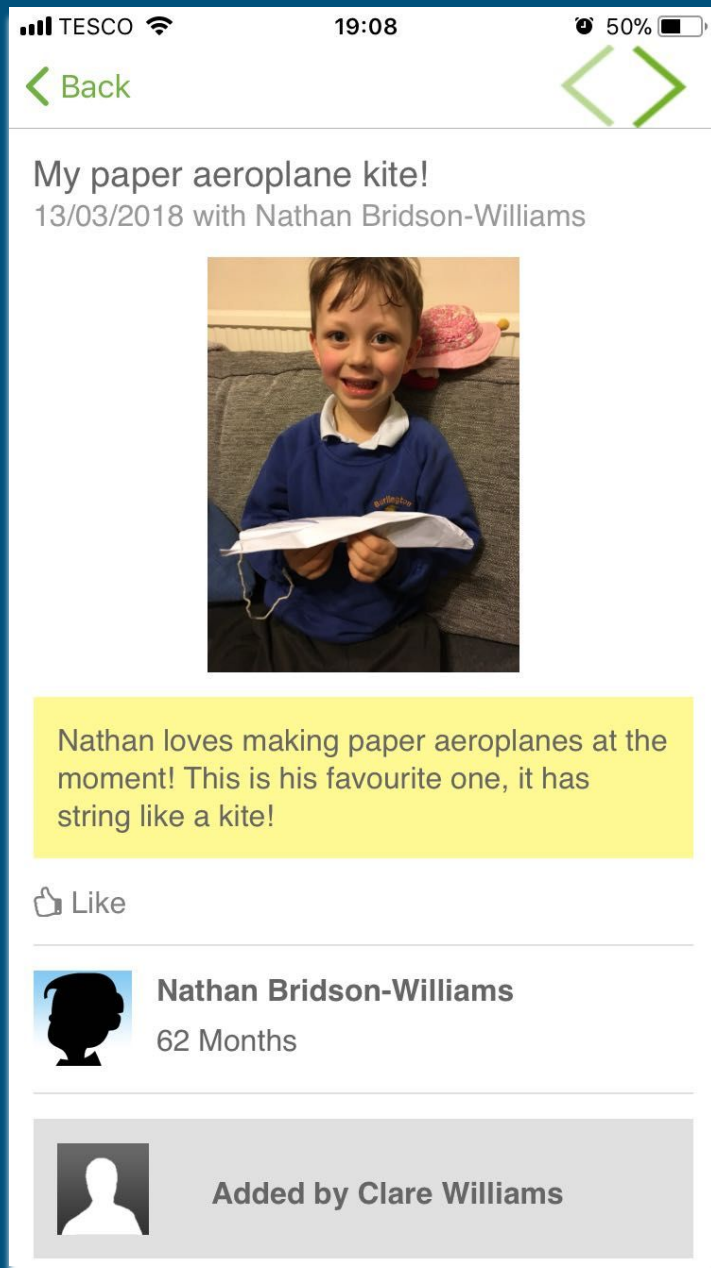
↑ Z X C V B N M

123 😊 🎤 space return

5. Add detail to your observation  
Give it a title  
Write down what your photo is about



6. Once detail is added, press Save!




The observation will now be saved .

Teachers will be notified when observations are added and they are then able to add comments

# Curriculum

- We follow the Early Years Foundation Stage (EYFS)
- We assess using 'Birth to 5'
  
- **Physical Development**
- **Communication and Language**
- **PSED - Personal, Social, Education and Development**
- Reading
- Writing
- Maths
- Understanding the World
- Creative development

# Nursery Long term Plan

	AUTUMN 1	AUTUMN 2	SPRING 1	SPRING 2	SUMMER 1	SUMMER 2
<b>GENERAL THEMES</b> <i>NB: THESE THEMES MAY BE ADAPTED AT VARIOUS POINTS TO ALLOW FOR CHILDREN'S INTERESTS TO FLOW THROUGH THE PROVISION</i>	<b>FAMILIES!</b> My family  Harvest  Caring for indoor plants  Autumn	<b>JOURNEYS!</b> Journey's through the countryside  Planting bulbs  Farm animals  Autumn and Winter	<b>MARVELLOUS MAKING!</b> Making music  Making dens and picnics Living in the city  Animal names  Winter and Spring	<b>EGGTASTIC!</b> Animals that lays eggs Chicks hatching  African animals  Observing Flowers grow  Spring	<b>PLANTASTIC!</b> Planting seeds, fruit and vegetable seedlings.  Woodland animals  Summer	<b>AMAZING ANIMALS!</b> Crocodiles and reptiles Life cycle of a frog  Picking and eating fruit and vegetables.  Summer
<b>TEXTS</b>	<i>So Much</i> by Trish Cooke  <i>Goldilocks and the Three Bears</i>  <i>Jack and the Beanstalk</i>  <i>The Three Little Pigs</i>	<i>I'm Going on Leaf Hunt</i> by Steve Metzger  <i>I'm Going on a Bear Hunt</i> by Michael Rosen  <i>What the Ladybird Heard</i> by Julia Donaldson	<i>Tank Tanka Skunk</i> by Steve Webb  <i>Alphonse There's Mud on the Ceiling</i> by Daisy Hurst	<i>Chickens aren't the only ones</i> by Ruth Heller  <i>Handa's Hen</i> by Elieen Browne  Surprise Book Week Book/Poem	<i>Errol's Garden</i> by Gillian Hibbs  <i>A Mouse Called Julien</i> by Joe Todd-Stanton	<i>Beware of the Crocodile</i> by Martin Jenkins  <i>Growing Frogs</i> by Vivian French  <i>Brave Bear*</i> by Sean Taylor
<b>ENRICHMENT</b>	Harvest Time Halloween Black History Month Bring a plant to school Planting beans Family photos stay and play sessions	Thanksgiving Guy Fawkes / Bonfire Night Christmas Time / Nativity Remembrance Day Diwali Hannukah	Chinese New Year Valentine's Day Science day	FUDGE day Book week Rhyme Time Challenge Easter Pancake day Mother's day Holi	 Gardening volunteers MANGO Day Start of Ramadan Eid School trip to B&Q	Father's Day Healthy Living Week World Environment Day Moving on Zoolab Teddy Bears Picnic WWF Week School trip to Pets at Home

# Celebrations

Please come and help us celebrate your national days, cultural days or religious festivals. Let us know when and how you can help. Please sign up on the sheet or contact us on Tapestry or talk to us on the door.

Ideas - Diwali, Eid, Christmas, Easter, Holi, Bodhi Day, Chinese New Year, Thanks giving, Hanukkah, World Environment Day, Burns Night, St. Patricks Day etc.

What you can do - Read a story, Sing a song, dance, make crafts, talk about the festival and show pictures, wear a national costume.





## PHONICS - getting ready for reading

Little Wandle Website

Nursery Rhymes

Letter sounds

How to write the letters

Initial sounds

Oral segmenting and blending

The best things you can do at home.....

READ, READ, READ, READ, READ

SING, SING, SING, SING, SING!!!!!!!



# Introduction to phonemes

## Little Wandle Letters and Sounds -

We introduce the letters in a specific order.

s a t p i n m d g o c k e u r h .....

We learn the pronunciation phrase

and formation phrase.

**Please ONLY use the**

**lower case letters**

**and say the sounds correctly at home**








**For more information and videos**

**of how to say the sounds please visit**

<https://www.littlewandlelettersandsounds.org.uk/resources/for-parents/>

## Phase 2 grapheme information sheet

Autumn 1

Grapheme and mnemonic	Picture card	Pronunciation phrase	Formation phrase
s s	 snake	Show your teeth and and let the s his out ssssss ssssss	Under the snake's chin, slide down and round its tail.
a a	 astronaut	Open your mouth wide and make the 'a' sound at the back of your mouth a a a	Around the astronaut's helmet, and down into space.
t t	 tiger	Open your lips, put the tip of your tongue behind your teeth and press t t t	From the tiger's nose to its tail, then follow the stripe across the tiger.
p p	 penguin	Bring your lips together and push them open and say p p p	Down the penguin's back, up and round its head.
i i	 iguana	pull your lips back and make the 'i' sound at the back of your mouth i i i	Down the iguana's body, then draw a dot (on the leaf) at the top.
n n	 net	Open your lips a bit, put your tongue behind your teeth and make the nnnnnn sound nnnnnn	Down the stick, up and over the net.
m m	 mouse	Put your lips together and make the mmmmm sound mmmmm	Down, up and over the mouse's ears, then add a flick on the nose.



## Our Curriculum - Maths



# The principles of counting



We can often want to rush towards symbols in mathematics and counting is no different.


Help children develop a firm grasp of counting before we formally introduce the symbols of number.

## 5 counting principles

### 1. **One-to-One Correspondence Principle**

Understanding that each object being counted must be given one count and only one count.

It is useful in the early stages for children to actually tag or to move each item as it is counted.




## 5 counting principles

### 2. Stable Order Principle

Understanding that the counting sequence stays consistent. It is always 1, 2, 3, 4, 5, 6, 7, etc., not 1, 2, 4, 5, 8.

Can your child spot your mistake?



Nursery rhymes, practise counting a variety of different things in different ways.



# 5 counting principles



## 3. Cardinality Principle

Understanding that the last count of a group of objects represents how many are in the group.

A child who recounts when asked how many there are in a set that they have just counted, has not understood the cardinality principle.

Keep modelling: There are 1,2,3 marbles in the jar.  
There are 3 marbles.

# 5 counting principles

## 4. Abstraction Principle

Understanding that it doesn't matter what you count, how we count stays the same.

For example, any set of objects can be counted as a set, regardless of whether they are the same colour, shape, size, etc.

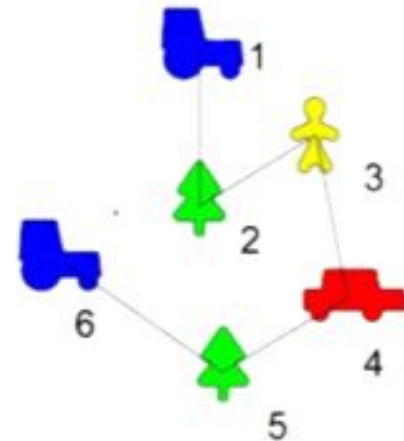
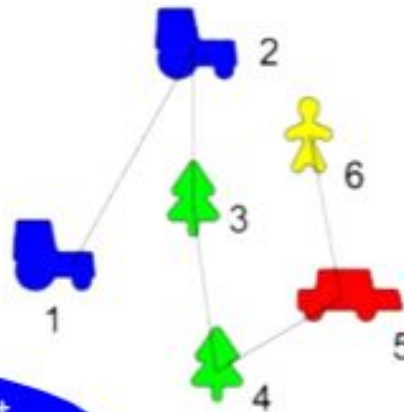
This can also include non-physical things such as sounds, imaginary objects, etc



## 5 counting principles

5. Order Irrelevance: Knowledge that the order that items are counted in is irrelevant as long as every object in the set is given one count and only one count.

(left-to-right,  
right-to-left, in a  
random fashion)



Re-count real objects that  
can be touched starting from  
different position.



# Woodland School

Please send you child in wellies with spare shoes in the bag on the following days:

- Yellow - Monday afternoon
- Green - Friday morning
- Blue - Thursday morning



# Parental Involvement

**We aim to work in partnership with you as much as possible.**

- Please use Tapestry regularly.
- Talk to us at the door.
- Ask if you need help, support or have any questions.
- Parent workshops throughout the year.
- Parenting Course

## **Come and Visit**

- FUDGE, MANGO, Science Day, Sports Day and half termly Reading session.
- Concerts - Christmas and Rhyme Time Challenge
- Cultural Festivals

## **What's going on?**

- Check Tapestry for 'Next Week in Nursery' posts.
- Read the Half termly Nursery Newsletter to find out what is happening.
- Read the School Friday Newsletter.

## **Class Reps**

- Each class has a parent who helps with communication and school events.

Thank you for coming.  
Any questions?

