

Phonics and Handwriting

Week 2 Home Learning

For our final week of home-learning we are revisiting the Phase 5 sounds we have covered so far. This recap will help children feel confident when we return to school next week.

Optional: Phonics Play

There are lots of games for the children to play on this website. The children will be familiar with the games we often play at school. We are currently working on phase 5. The login details are below:

username: jan21

password: home

Important note: Please view slides in present mode.

Lesson 1

ay ou ie ea

Fast Phonics Flashcard recap!


Either click the video to practise your sounds with Mrs Ridley or follow the link to Phonics Play and select the flashcard speed trial activity (under resources).

[Flashcards Speed Trials](#)



username: jan21

password: home



Let's read these **ay** words.

cr**ay**on



tr**ay**



spr**ay**



Let's soundtalk these **ou** pictures.



cloud



scout



proud

Let's read these **ie** words.


pie



fried



tie



Let's soundtalk these **ea** pictures.



beads




seat



meat


BINGO

1. Draw a BINGO grid with six boxes on a piece of paper.




2. Choose six pictures from the next slide and **write the words** into your BINGO grid. Remember to soundtalk as you write them!


Choose 6 and write the words



Click to play! Cross off your words as they appear. Remember to shout BINGO when you have crossed off all your words.



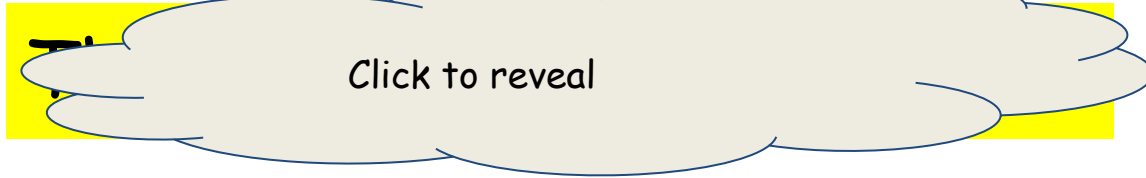
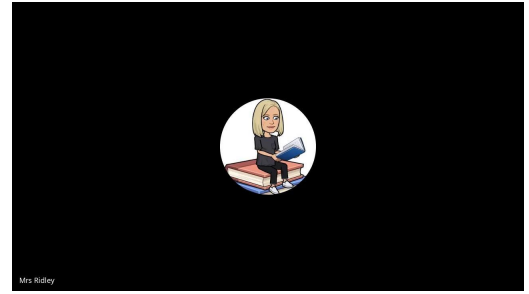
Want to play again? Choose six words again from [Slide 10: Choose 6 and write the words](#) and then come back to this slide and click to play.



Hold a sentence.

Listen to Mrs Ridley read a sentence.

Have a go at writing it - remember to soundtalk your words and add capital letters and full stops!



Optional activity

There is a coloring comprehension sheet available in google classroom.

Phase 5 Early Reading Comprehension Activity 2

Read the sentence. Add the information to the picture.

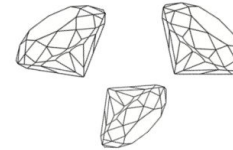
I had a penny and a pound in my purse.




I saw a pyramid in Egypt.



The crystals were pink, blue and yellow.



It is sunny in August.




Read the sentence. Circle yes or no.

Andrew has screws in his toolbox.



Yes No

Nine sheep were in a field.



Yes No

Important note: Please view slides in present mode.

Lesson 2

oy ir ue aw

Fast Phonics Flashcard recap!

Either click the video to practise your sounds with Mr Wood or follow the link to Phonics Play and select the flashcard speed trial activity (under resources).

[Flashcards Speed Trials](#)



username: jan21

password: home



Let's read these **oy** words.

boy



toys



royal



Let's soundtalk these **ir** pictures.



girl



bird



first

Let's read these **ue** words.

gl**ue**



bl**ue**



cl**ue**



Let's soundtalk these **aw** pictures.



paws



claw



yawn

Kim's game

Look carefully at the pictures. On each of the next slides one is missing.
Write down which one has been taken away.



Kim's game

Look carefully at the pictures. On each of the next slides one is missing.
Write down which one has been taken away.



Kim's game

Look carefully at the pictures. On each of the next slides one is missing.
Write down which one has been taken away.



Kim's game

Look carefully at the pictures. On each of the next slides one is missing.
Write down which one has been taken away.



Kim's game

Look carefully at the pictures. On each of the next slides one is missing.
Write down which one has been taken away.



Kim's game


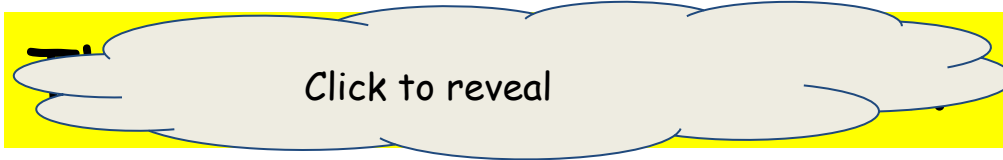

Look carefully at the pictures. On each of the next slides one is missing.
Write down which one has been taken away.



Hold a sentence.

Listen to Mrs Ridley read a sentence.

Have a go at writing it - remember to soundtalk your words and add capital letters and full stops!



Optional activity

There is a coloring comprehension sheet available in google classroom.

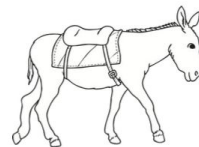
Phase 5 Early Reading Comprehension Activity 3

Read the sentence. Add the information to the picture.

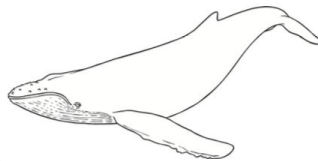
The king and queen had royal crowns.



The donkey stood in some hay.



The blue whale is huge.



The class has five children in it.



Read the sentence. Circle yes or no.

Ben is the third child in the line.



Yes No

The bike has three wheels.



Yes No

Important note: Please view slides in present mode.

Lesson 3

wh ph ew oe

Fast Phonics Flashcard recap!

Either click the video to practise your sounds with Ms Ellis or follow the link to Phonics Play and select the flashcard speed trial activity (under resources).

Flashcards Speed Trials

PhonicsPlay

Log Out



username: jan21

password: home



Let's read these **wh** words.

wheel



whisper



which



Let's soundtalk these **ph** pictures.



dolph**in**



phonics



alph**ph**abet

Let's read these **ew** words.


screw



threw



grew



Let's soundtalk these **oe** pictures.



to**es**



ho**e**



tomato**es**

Word Sort

Use soundtalking to read these words and decide if they are real words or alien words.

Make a list of real words and a list of alien words. You can check your sorting on the next slide.

wheebz

whid

whisker

photo

pheen

elephant

rewp

blew

ewns

soem

potatoes

goes



Word Sort

Real words

whisker

photo

elephant

blew

potatoes

goes



Alien words

wheeb

whid

pheen

rewp

ewns

soem



Hold a sentence.

Listen to Mrs Ridley read a sentence.

Have a go at writing it - remember to soundtalk your words and add capital letters and full stops!



Mrs Ridley

Click to reveal



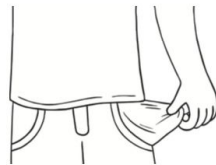
Optional activity

There is a coloring comprehension sheet available in google classroom.

Phase 5 Early Reading Comprehension Activity 4

Read the sentence. Add the information to the picture.

There is a green sprout in my pocket.




Three people sat in a rowing boat on the lake.



Fred had ginger hair and Amy had long brown hair.



The teacher drew a yellow sun and a white cloud.

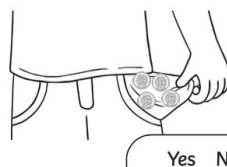


Read the sentence. Circle yes or no.

The gnome is sat by the pond in the garden.



There are five pound coins in my pocket.





Lesson 4

Handwriting

Today we are having another look at two descending letters - g and q.

Both letters descend under the line.





Let's now practise those letters in words.
Follow along using your magic pencil.



going

queen

going



Re

queen



Re

Now it's your turn. Please find the handwriting sheet in your google classroom and have a go!

Name:	Date:
-------------	-------------

huge huge huge huge

going going going going

quay quay quay quay

queen queen queen queen

huge is a interesting word because the letter g is making a soft sound

quay is a place where boats can be loaded and unloaded next to water



Lesson 5

Golden words

Fast Phonics Flashcard recap!


Either click the video to practise your sounds with Mrs Ridley or follow the link to Phonics Play and select the flashcard speed trial activity (under resources).

[Flashcards Speed Trials](#)



username: jan21

password: home



This week we are recapping some golden words we have already learnt to spell and we have included some more challenging topic words that you might be using in your learning this week.

are

one

put

our

metal

magnet

are

one

put

our

metal

magnet

Cover



Cover it up so you cannot see the word.

Write



Write the word down.

Check



Check each letter to see if you have spelt the word correctly. Write the word again if you have made any mistakes.

On a piece of paper
can you practise
writing these words?

Remember to look at
the word very
carefully before
covering it.

Can you write all these words in a minute?
Can you write all the words without looking?



are

one

put

our

metal

magnet

Which sentence
belongs to
which word?

are	one	put
our	metal	magnet

_____ your coat on because it is cold today .

Lions _____ mammals.

_____ school is Burlington Infants.

We are all in Year _____.

_____ is strong and shiny.

The _____ attracts metal objects.

Which sentence
belongs to
which word?

are	one	put
our	metal	magnet

Put your coat on because it is cold today .

Lions **are** mammals.

Our school is Burlington Infants.

We are all in Year **One**.

Metal is strong and shiny.

The **magnet** attracts metal objects.

Can you think of your own sentences with these words?

are	one	put
our	metal	magnet

Optional activity

There is a tricky word wordsearch available to print in google classroom.

