

Phonics and handwriting

Phonics Play


There are lots of games for the children to play on this website. We are currently working on phase 5. Many games allow you to choose the phoneme to focus on.

You may log in with the following details:

username: jan21

password: home

Please view these slides by clicking present as some of the slides are animated

 Present ▼

Lesson 1

ee ea e-e

Fast Phonics Flashcard recap!

Either click the video to practise your sounds with Ms Ellis or follow the link to Phonics Play and select the flashcard speed trial activity (under resources).

Flashcards Speed Trials



username: jan21

password: home



Before we start
our new learning
let us just
remember this
sound and the
graphemes we
know.

ee

ea



bee





tea pot



queen




peach



We have been learning about split digraphs. Do you remember these phonemes?


Today we are learning about the e_e split digraph. Remember they are holding hands.

ee and e_e make the same sound.




these


Can you sound out
the words and
blend them
together and read
the word?




Eve



theme



You might need to
be a chunky
monkey.



complete

Can you read the letter and find all the words with the ee phoneme?

To Pete,

I had the best evening. Can I tell you
all about it?

I went to a theme park. The rollercoaster
was extreme! We went up so high. It made
my dad feel sick and he had to rest on the
concrete floor!

Then, we had Cantonese food for tea. We
had egg rolls that made me say, "YUM!" My
sister says that Japanese food is better but
I disagree.

Will you come with us next time, Pete?

Hugs from,

Eve xxx



Pete Smith,
Flete Street,
Lea,
PR2 4EE



Activity

Can you
sort the
words
under the
correct
spelling?

To Pete,

I had the best evening. Can I tell you
all about it?

I went to a theme park. The rollercoaster
was extreme! We went up so high. It made
my dad feel sick and he had to rest on the
concrete floor!

Then, we had Cantonese food for tea. We
had egg rolls that made me say, "YUM!" My
sister says that Japanese food is better but
I disagree.

Will you come with us next time, Pete?

Hugs from,

Eve xxx



Pete Smith,
Flete Street,
Lea,
PR2 4EE



ee

ea

e e

How did
you get
on?

To Pete,

I had the best evening. Can I tell you
all about it?

I went to a theme park. The rollercoaster
was extreme! We went up so high. It made
my dad feel sick and he had to rest on the
concrete floor!

Then, we had Cantonese food for tea. We
had egg rolls that made me say, "YUM!" My
sister says that Japanese food is better but
I disagree.

Will you come with us next time, Pete?

Hugs from,

Eve xxx




Pete Smith,

Flete Street,

Lea,

PR2 4EE



ee

feel
disagree
street

ea

tea
Lea

e e

Pete	Japanese
evening	Eve
theme	Flete
Extreme	concrete
Canotonese	

Lesson 2

e-e split digraph

Fast Phonics Flashcard recap!

Either click the video to practise your sounds with Mr Wood or follow the link to Phonics Play and select the flashcard speed trial activity (under resources).

[Flashcards Speed Trials](#)



username: jan21

password: home



In these words the
e-e has been split.
There is a letter
standing in the
middle.

Remember when we
see the e-e split
digraph, it makes
the ee sound.

Can you sound talk
and read the word?


swede




Steve



extreme



You might
need to be a
chunky
monkey.



You might
need to be a
chunky
monkey.

concrete



Can you unmuddle the letters to spell the word?



_____ park


h t m e e



The brick is made of


_____.

Can you unmuddle the
letters to spell the
word?



You might
need to be a
chunky
monkey.

o n c c r t e e



Oh no! I made a
mistake so I
need to ____ it.

Can you unmuddle the letters to spell the word?



d l e t e e

Did you unmuddle the words?

theme

concrete

delete

Optional Activity 1

Sort the real and nonsense words



Optional Activity 2

Find all the e-e words in the word search

Colour by Phonics


Phase 5 Real and Nonsense Words for e-e

There are many different words that start with 'e'.
Can you spot which words are real and which are nonsense below?
Fill in your key with a different colour for real words and nonsense words then colour in the correct boxes below.

Key: Real Words ☐ Nonsense Words ☐

delete	these	pede	game
flora	sleme	complete	swede
theme	viede	evening	splete
flebe	ikete	Pete	concrete
	extreme	drepe	

Please view these slides by clicking present as some of the slides are animated

 Present ▼

Lesson 3

Split digraphs

Fast Phonics Flashcard recap!

Either click the video to practise your sounds with Mrs Ridley or follow the link to Phonics Play and select the flashcard speed trial activity (under resources).

[Flashcards Speed Trials](#)



username: jan21

password: home



Today we are learning to
read and spell words with all
the split digraphs

Let's read the words.
Remember to sound talk and
blend.

came

A red curved arrow starts under the letter 'a' and points upwards and to the right towards the letter 'e'.

like

A red curved arrow starts under the letter 'i' and points upwards and to the right towards the letter 'e'.

these

A red curved arrow starts under the first 'e' and points upwards and to the right towards the second 'e'.

bone

A red curved arrow starts under the letter 'o' and points upwards and to the right towards the letter 'e'.

Can you read these words but this time I have removed the red arrow?

June

time

made

game



It is too windy to fly a

kite



My birthday is in

June



Lucy went to the park to go on the

slide



The Queen sat on her

throne


Can you work out what words are missing?

Remember they all have the split digraph.

Click to see the words.

Were they the words you guessed?

If you would like to play Kim's game please watch the video. You will need paper and a pencil. Remember to press pause if you need a little bit more time.



Ms Ellis




Optional Activity

Can you label each picture?

You can print this sheet and the answers are also available.

Please view these slides by clicking present as some of the slides are animated

 Present ▾

Lesson 4

handwriting

Activity 1 - Can you practise forming the single letters?


A cursive lowercase letter 'e' is shown on a set of three horizontal handwriting lines (top, middle, and bottom). The letter starts with a black dot on the middle line, curves upwards to touch the top line, and then loops back down to the middle line.A cursive lowercase letter 'm' is shown on a set of three horizontal handwriting lines. The letter starts with a black dot on the middle line, curves upwards to touch the top line, and then forms two humps before returning to the middle line.A cursive lowercase letter 's' is shown on a set of three horizontal handwriting lines. The letter starts with a black dot on the middle line, curves upwards to touch the top line, and then loops back down to the middle line.

Activity 2 - Can you practise joining the letters to form words?

The word 'theme' is written in a cursive script on a set of three horizontal handwriting lines. The letters are joined together in a continuous flow.The word 'these' is written in a cursive script on a set of three horizontal handwriting lines. The letters are joined together in a continuous flow.

Challenge - Can you write a sentence and join every letter?

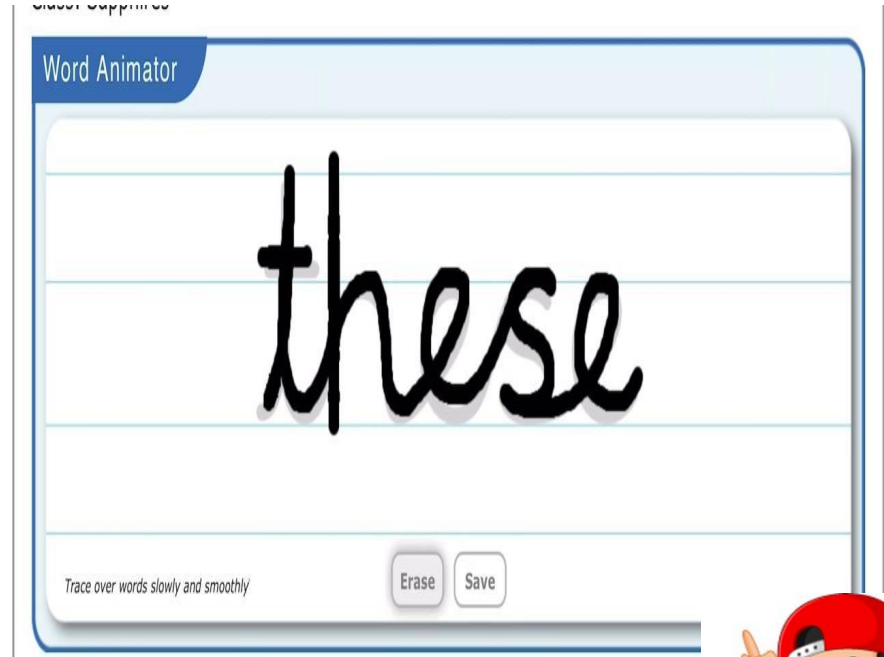

Please watch the animations to see how we need to form the letters.



Can you copy the handwriting by writing the letters in the air?



Please watch the animations to see how we need to join the letters.



Can you copy the handwriting by writing the letters in the air?



Here is a short optional video modelling the handwriting.



Lesson 5

Golden words

Fast Phonics Flashcard recap!

Either click the video to practise your sounds with Ms Ellis or follow the link to Phonics Play and select the flashcard speed trial activity (under resources).

[Flashcards Speed Trials](#)



username: jan21

password: home



This week we are recapping some golden words we have already learnt to spell and we have included some more challenging topic words that you might be using in your learning this week.

Golden words	said	says
today	explore	house

said

says

today

house

explore

Cover



Cover it up so you cannot see the word.

Write



Write the word down.

Check



Check each letter to see if you have spelt the word correctly. Write the word again if you have made any mistakes.

On a piece of paper
can you practise
writing these words?

Remember to look at
the word very
carefully before
covering it.

Can you write all these words in a minute?
Can you write all the words without looking?



**1 minute
challenge**

said

says

today

explore

house

Which word belongs
in the sentence?

said

says

today

explore

house

I _____ hello to my friend.

_____ is my birthday.

Mum _____ I can have a sleep over tonight.

I will _____ the beach and look for gold.

My _____ has 3 bedrooms.

Which word belongs
in the sentence?

said

says

today

explore

house

I **said** hello to my friend.

Today is my birthday.

Mum **says** I can have a sleep over tonight.

I will **explore** the beach and look for gold.

My **house** has 3 bedrooms.

Can you put each
word into your own
sentence?

said

says

today

explore

house