

Phonics

Year 1 Week 4

Lesson 1

ow , oe, oa

Lesson 1 - Fast Phonics Flashcard recap!

Either click the video to practise your sounds with Mrs Ridley or follow the link to Phonics Play and select the flashcard speed trial activity (under resources).

Flashcards Speed Trials




username: jan21

password: home



Look at these pictures, what sound do they all have?



They all have the oa phoneme.

oa

coat




goat



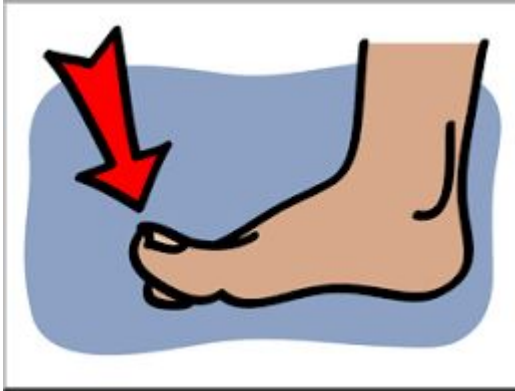
boat



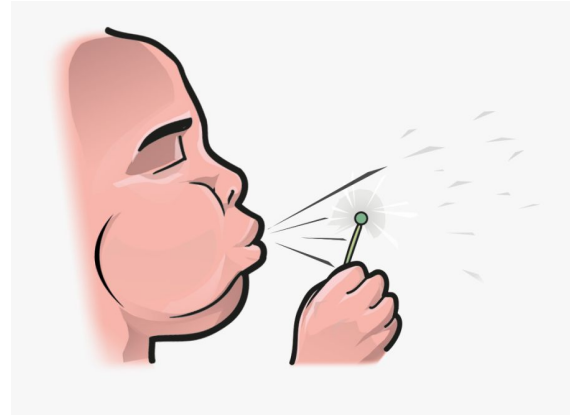
toast



Can you remember the other ways of writing the
oa sound?



oe for toe



ow for blow

Let's practise saying our new phoneme.

oe

Can you write it in the air?

Can you say it 5 times?

Can you whisper it 3 times?



Let's practise saying our new phoneme.

OW

Can you write it in the air?

Can you say it 5 times?

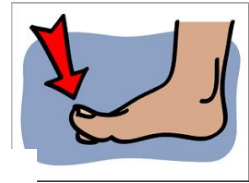

Can you whisper it 3 times?



























Can you write these words in the correct box?

oa	oe	ow

Top tip!
oa is usually in the middle of
words, ow and oe are usually at
the end of words.










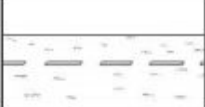






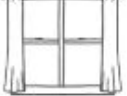









oa		ow		oe	
					
					
					
					
					
					
					
					


Optional worksheet

Write the oa/ow/oe words in the box next to the picture. You can print out this slide or write your answers on a plain piece of paper. Answers are on the next slide.

Answers

oa		ow		oe	
	goat		snow		toe
	boat		grow		hoe
	coat		blow		doe
	road		show		heroes
	oak		slow		potatoes
	soap		window		woe
	loaf		row		tomatoes
	toad		low		Joe

Let's play alien word sort!



Lesson 2

ear

Lesson 2 - Fast Phonics Flashcard recap!

Either click the video to practise your sounds with Mrs Ridley or follow the link to Phonics Play and select the flashcard speed trial activity (under resources).

Flashcards Speed Trials

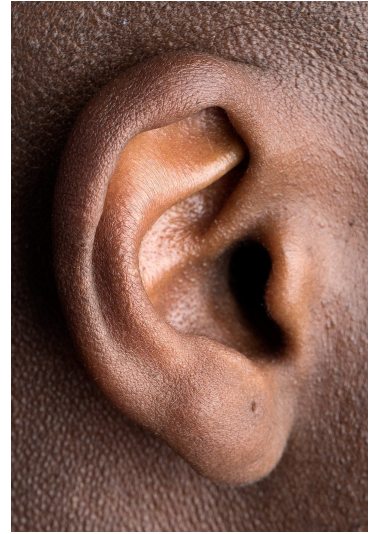


username: jan21


password: home



Look at these pictures, what sound do they all have?



ear



hear



fear



beard



ear

Sound talk, sound stomp or use kung fu phonics to read these words.

Let's practise saying our new phoneme.

ear

Can you say it 5 times?

Can you whisper it 3 times?


Can you shout it once?!



Now lets play ear bingo!

Choose 4 words from my list of ear words and write them on a piece of paper.

fear
beard
near
dear
ear
hear



Phase 3 Real and Nonsense Words - ear

Can you spot which words are real and which are nonsense below?

Fill in your key with a different colour for real words and nonsense words and then colour in the correct boxes below

Real Words

☐

Nonsense Words

☐

ear	nearp	mearsh	jearm
near	dear	shearsh	beard
gearch	fear	year	rear
chearch	tear	hear	shearg
zearsh	chearg	gear	thearf

© 2018

Optional worksheet

Either use the worksheet in the Phonics Week 4 folder or print off this slide.

Record how many real and nonsense ear words you can spot.

Lesson 3

air, are, ear

Lesson 3 - Fast Phonics Flashcard recap!

Either click the video to practise your sounds with Mrs Ridley or follow the link to Phonics Play and select the flashcard speed trial activity (under resources).

Flashcards Speed Trials



username: jan21

password: home



Look at these pictures, what sound do they all have?



air



chair



fair



stairs



pair

Sound talk, sound stomp or use kung fu phonics to read these words.

Can you remember the other ways of writing the
air sound?



ear for bear



are for care

Let's practise saying our new phoneme.

ear


Can you write it in the air?

















Can you say it 5 times?

Can you whisper it 3 times?



Let's play Kims game!



















air		are		ear	
					
					
					
					
					
					

Optional worksheet

Write the air/are/ear words in the box next to the picture.

You can print out this slide or write your answers on a plain piece of paper.

Answers are on the next slide.

air		are		ear	
	air		bare		bear
	chair		care		pear
	hair		scare		wear
	pair		hare		tear
	stairs		mare		
	fair		square		

Answers

Lesson 4

Handwriting ow , oe, oa

Lesson 4 - Fast Phonics Flashcard recap!

Either click the video to practise your sounds with Mrs Ridley or follow the link to Phonics Play and select the flashcard speed trial activity (under resources).

Flashcards Speed Trials



username: jan21

password: home




Start on the dot and practice these digraphs with
your magic pencil in the air.



Now let's practice some words with these phonemes.



blow



boat



toe

Now have a go at writing this sentence using your most careful joined-up writing.

I row my boat with my toe.

Finally, complete the oe, ow and oa handwriting worksheet.

Lesson 5

Golden words

Lesson 5 - Fast Phonics Flashcard recap!

Either click the video to practise your sounds with Mrs Ridley or follow the link to Phonics Play and select the flashcard speed trial activity (under resources).

Flashcards Speed Trials



username: jan21

password: home



Lesson 5 - Golden Words

Our words
from the last 2
weeks are
shown in blue.

here

there

This week's new
words are
shown in yellow.

school

where

house

love

What makes them tricky words?

We can't sound them out!

house



love



Let's practise writing them.



house



love

Learning to spell our new words. Use the look, say, cover, write, check method to help you remember the spelling.




house

love

1 minute Quickwrite!

How many times
can you write
our new golden
words in one
minute?



house

love

Using the golden words

house

love

Can you use the golden words to fill in the gaps?

I _____ playing with my friends .

Would you like to come to my _____ for dinner?