

Year 1 Home Learning

Reading, Handwriting, Phonics, Spelling and Grammar

Lots of great Phonics videos

https://www.youtube.com/channel/UCP_FbjYUP_UtIdV2K_-niWw/videos

Week commencing 11th May 2020



Overview

Here you will find:

1. Reading: Books on Bug Club
2. Handwriting: practise writing numbers correctly
3. Spelling: spelling tricky words
4. Phonics: revising using the xxxxxxxx phonemes
5. Grammar: learning how to use the suffixes **-ed** at the end of words

We would like to see that you have been Reading and playing the suffix game on Active Learn Primary. We can check this by logging on ourselves.

Thank you

Reading



Go to Active Learn Primary Bug Club and read at least two books this week. You can read more if you want to. Don't forget to answer **all** the quizzes and questions under the bugs, as this will show your teacher you have 'completed' the book and allocate you more if you need them. We check regularly!



You can also read books you have at home or on other apps. you use such as Teach Your Monster to Read.



If you want to practise your phonics there are lots of games on Phonics Play.

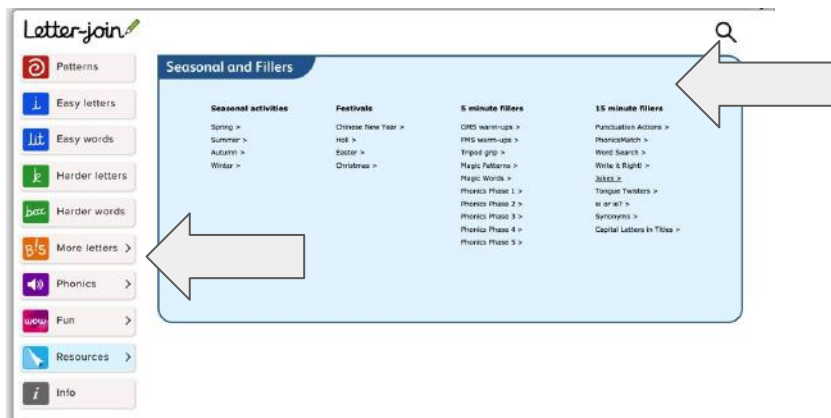


Handwriting

Go to letterjoin and have fun writing a joke for your family!

https://www.letterjoin.co.uk/desktop_edition/numbers/choosenumbers.html

The username is lj2519 and your password is home or swipe top left to bottom right. You can find the jokes under Resources, Printouts KS1, Seasonal Activities and fillers.



Jokes 1: questions

Copy each joke neatly into your handwriting book and write down what you think the answer might be.



- Q. What do you call two bananas?
- Q. What does a spider's bride wear?
- Q. Why can't a person's nose be 12 inches long?
- Q. How can you tell a vampire has a cold?
- Q. What do you call a rich elf?
- Q. What does a cloud wear under his raincoat?

See the next page for the answers.

Revisit spelling these words - choose set 1 or 2

Set1

come

some

love

where

there

Set 2

is

his



















has

you

your



















Phonics There are 4 alternative phonemes for the air sound: **air**, **are**, **ear** and **ere**. Can you sound talk and write the words to match the pictures

Alternative Spellings for air

air		are		ear		ere	
							
							
							
							
							
							

Well done! Here are the answers for you to check.


Alternative Spellings for air **Answers**

air		are		ear		ere	
	air		bare		bear		there
	chair		care		pear		where
	hair		scare		wear		
	pair		hare		tear		
	stairs		mare				
	fair		square				

Teach the ed suffix

To say some verbs (action words) in the past tense we add **-ed**.

Watch the video



What does the ed sound like? Does it sound different for all these?

Adding -ed

Let's read these words together:

work
worked

What has been added to the second word?

How do we say this sound?



Adding -ed

Let's read these words together:

yell
yelled

What has been added to the second word?

How do we say this sound?



Adding -ed

Let's read these words together:

hunt
hunted

What has been added to the second word?

How do we say this sound?



Can you draw lines to match each verb with its -ed partner?

hop
crush
reuse
want
carry
stop
turn

turned
hopped
wanted
stopped
carried
crushed
reused

Now try to change these verbs by adding the suffix -ed.

look  _____

start  _____

drop  _____

happen  _____

Apply. Have a go at applying **-ed** to verb endings on Active Learn Primary. Your teacher has allocated this for you to watch the video and play the game. Chose **Word Endings 1 and 3**. Remember your login is the same as your Igfl login and the password is **bugclub**.

<https://www.activelearnprimary.co.uk>

