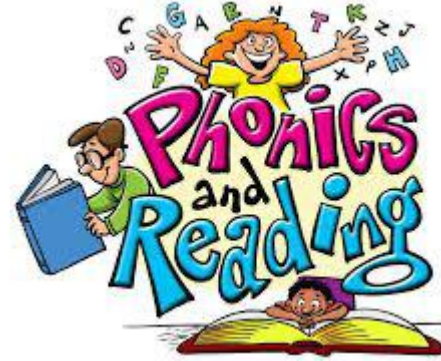


Year 1 Home Learning

Reading, Handwriting, Phonics, Spelling and Grammar

Week commencing 4th May 2020



Overview

Here you will find:

1. Reading: Books on Bug Club
2. Handwriting: practise writing numbers correctly
3. Spelling: spelling tricky words
4. Phonics: revising using the ear, ere and eer phonemes
5. Grammar: learning how to use the suffixes -er and -est at the end of words to compare objects by listening to Mrs. Davies describe Smiley Shark and playing a game on Spelling and Grammar bug.

To make it easier for you, you don't need to send us the handwriting, phonics or the picture of Smiley Shark unless you want to. **We would like to see that you have been Reading and playing the suffix game on Active Learn Primary. We can check this by logging on ourselves.**

Thank you

Reading



Go to Active Learn Primary Bug Club and read at least two books this week. You can read more if you want to. Don't forget to answer **all** the quizzes and questions under the bugs, as this will show your teacher you have 'completed' the book and allocate you more if you need them. We check regularly!



You can also read books you have at home or on other apps. you use such as Teach Your Monster to Read.



If you want to practise your phonics there are lots of games on Phonics Play.

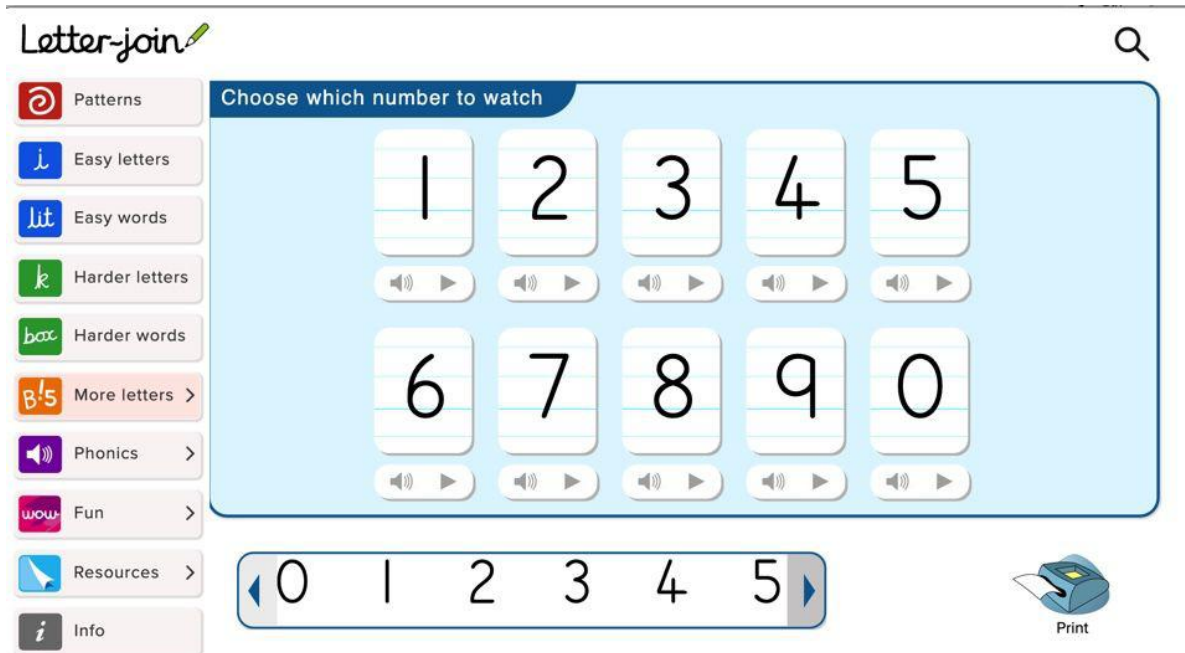


Handwriting

Go to letterjoin and practise writing numbers.

https://www.letterjoin.co.uk/desktop_edition/numbers/choosenumbers.html

The username is lj2519 and your password is home or swipe top left to bottom right.



Revisit spelling these words - choose set 1 or 2

Set1

our

school

ask

one

once

Set 2

the

do

to

of

were

Review spelling with alternative phonemes ear/eer/ere

Can you sound talk and write the words in these pictures using the correct phoneme? Challenge: Can you think of any more words that have these phonemes?

ear



ere



eer



Teach

To compare objects we use adjectives to describe them.
We use the suffixes -er and -est at the end of the word.
Can you use these words to describe this picture?

-est means the most

-er means more or less than.



Answers: Do you notice we don't need to change the word **tall**. Just add **-er** or **-est**.




The ticket booth is **tall**.

The merry go round is **taller**.

The helter skelter is **tallest**.

Practise. Listen to Mrs. Davies reading part of a story called Smiley Shark. There are lots of words using the **-est** suffix. Can you listen carefully and draw a picture of what she is describing? Click on the megaphone picture!



Apply. Have a go at applying **-er** or **-est** to verb endings on Active Learn Primary. Your teacher has allocated this for you to watch the video and play the game. Chose **Word Endings 2**. Remember your login is the same as your Igfl login and the password is **bugclub**.

<https://www.activelearnprimary.co.uk>

