

Year 1 Home Learning Reading, Handwriting, Phonics, Spelling and Grammar

Week commencing 15th June 2020



Overview

If your child is coming into school this week they will be doing the things highlighted in yellow at school. The rest needs to be done at home please.

Here you will find:

1. Reading: Books on Bug Club
2. Handwriting: practise writing round letters: o, c, a, e
3. Spelling: spelling common exception words child, children, wild, climb
4. Phonics: we are revising alternative spellings for the ee phoneme.
5. Grammar: Revising what makes a good sentence. This will help in our story writing this week.

Thank you
The Year 1 team

Reading



Go to Active Learn Primary Bug Club and read at least two books this week. You can read more if you want to. Don't forget to answer **all** the quizzes and questions under the bugs, as this will show your teacher you have 'completed' the book and allocate you more if you need them. We check regularly! If you are reading other books please let us know. We love to hear about what you are reading. Can you recommend books to your friends?



You can also read books you have at home or on other apps. you use such as Teach Your Monster to Read.



If you want to practise your phonics there are lots of games and lessons on Phonics Play.



Common exception words option 1

Look

Trace

Copy

put

put

push

push

full

full

pull

pull

Common exception words option 2

Look

Trace

Copy

child

child

children

children

wild

wild

climb

climb

Handwriting

Practise writing round letters on Letterjoin:

o

e

a

c

cat

cage

goat

cool

https://www.letterjoin.co.uk/desktop_edition/cursive/easyletters

The username is lj2519 and your password is home or swipe top left to bottom right.

Look

Trace

Copy

o

o

e

e

a

a

c

c

cat

cat

cage

cage

goat

goat

cool

cool


Grammar: For our story writing this week we need to write in good sentences.

Play this video to help you!

<https://www.bbc.co.uk/iplayer/episode/p08cvtgw/bitesize-57-year-olds-week-5-8-teacher-talks-sentences>



Grammar: Writing a good sentence.
Unscramble this sentence until it makes sense.
Where do the capital letters and full-stops go?



balloons The sky. the flew into high

Play the videos and play these two games on **Active Learn Primary**: Making Sentences and Putting sentences together. Your teacher has allocated them to you.

Making Sentences



|| You are on your way! Keep playing the games to finish this part of the trip.



-  Making Sentences 1  0
-  Making Sentences 2  1
-  Making Sentences 3  0

More +

Putting Sentences Together



|| Hello! I am the Time Hopper. Let's go on a trip back in time to look at putting sentences together. Watch my video, then play my games!

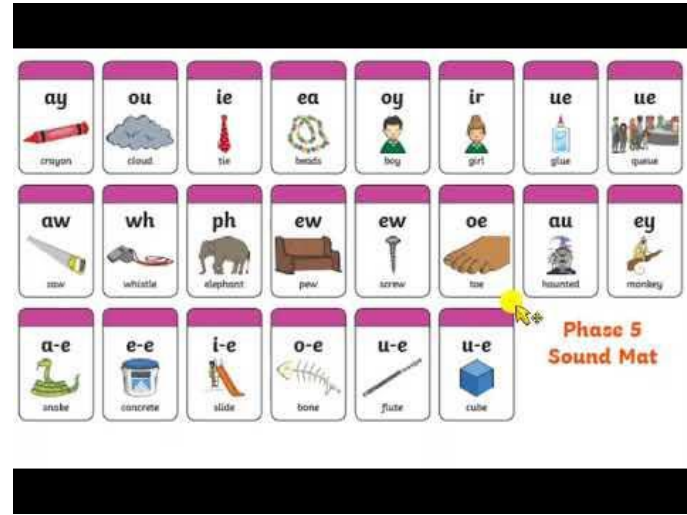


-  Putting Sentences Together 

More +

Phonics

Watch the video to practise Phase 3 and phase 5 sounds.



Don't forget there are lots of phonics to help learning at home on the Letters and Sounds YouTube channel.










<https://www.youtube.com/watch?v=WpvquS6c5vk>

Alternative spellings







ee, ea, ey, y, ie or e-e


















Segment and blend to write the words in the box.

ee		ea		ey	
					
					
					

Segment and blend to write the words in the box.

e-e		y	
			
			
			

The answers!

ee		ea		ey		e-e		y	
	leek		read		key		theme park		happy
	tree		beads		donkey		delete		spooky
	weed		seat		chimney		complete		baby