

# Science

Summer 2, Week 2

# Lesson 1

What do plants need to grow?

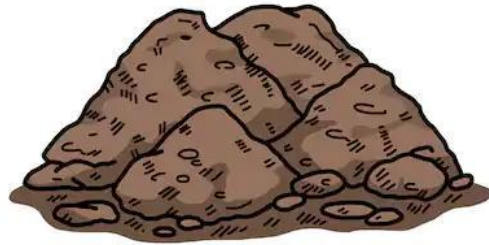

# Last week it was WWF week and we looked at animals that are endangered and ways that we can help them.

We watched this video that explained how we are all connected to wildlife and the environment.

Remember happy environment means happy plants, which means happy animals. If all of things are happy then we can have happy and healthy humans too!



# What do plants need to be happy?



The main things that plants need to grow are...

Sunlight



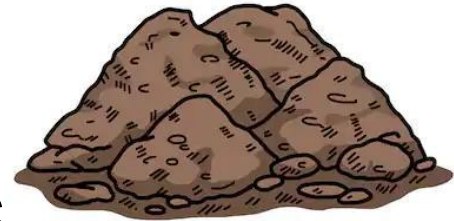
Air



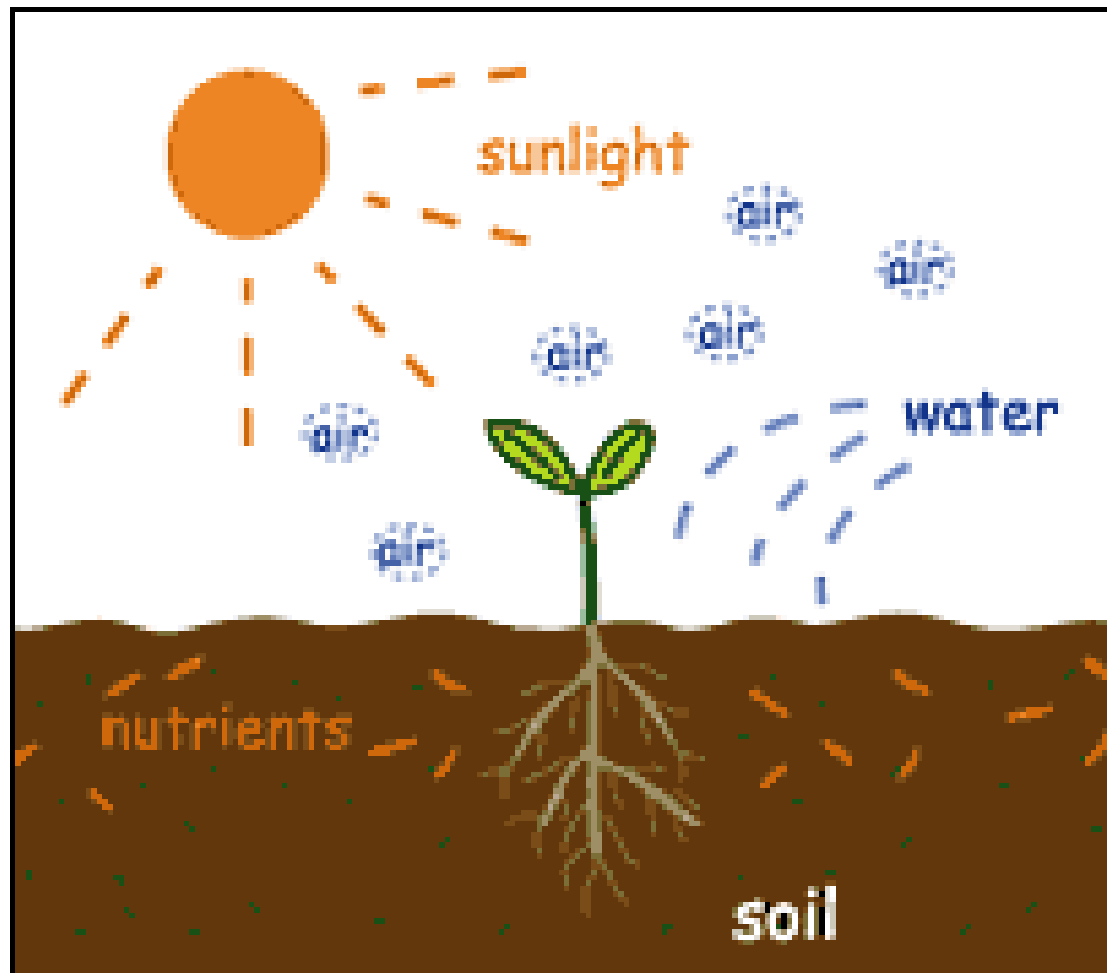
Water



Nutrients



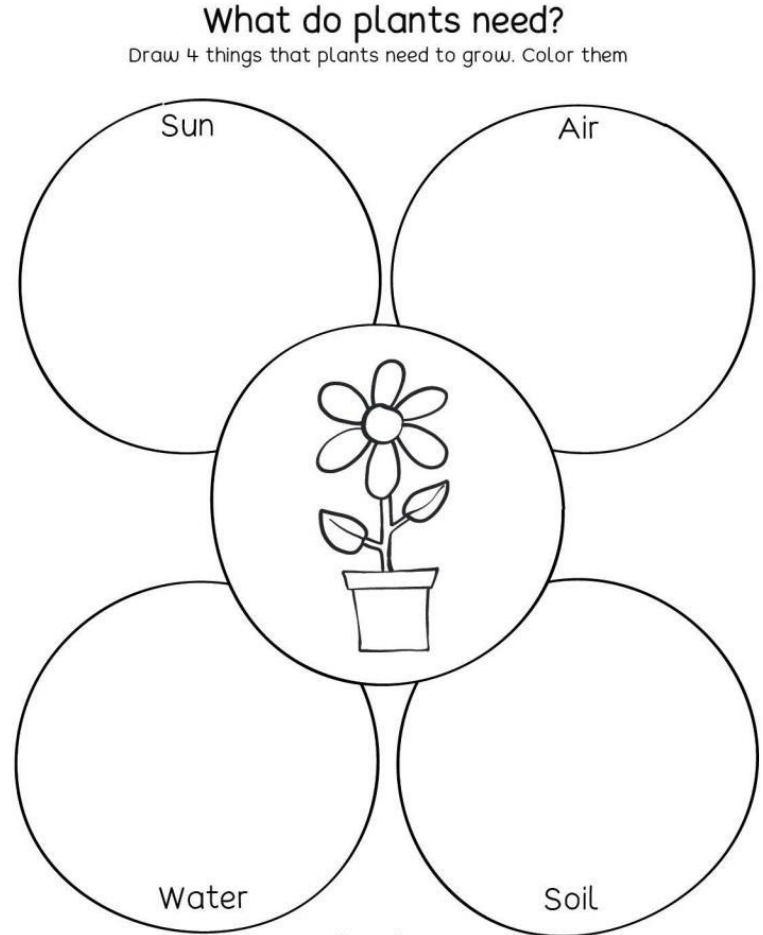
shutterstock.com • 721733974



# Quick activity

In your packs you will find a sheet that looks like this.

Can you draw the 4 main things that plants need to grow.



BBC Bitesize has lots of information about different plants and how they grow! Let's have a look.

<https://www.bbc.co.uk/bitesize/topics/zpxnyrd/articles/zxxsyrd>




There is also a quiz that we can all try together.  
You could write your answers on your whiteboards!



# Listen to the story Grow Flower Grow! by Lisa Bruce

What should Fran be giving to her flower to help it grow?



# Lesson 2

Writing instructions and planting a sunflower

# Remember our story Grow Flower Grow!

Fran gave her flower pizza, cheeseburger, spaghetti, chocolate chip cookies, strawberry ice cream and one of Fred's juicy dog bones!

This didn't help her flower grow, what should Fran have given her flower to help it grow?

# How to grow a plant

You will need:

Seeds

Soil

Plant Pot

Watering Can



twinkl visit [twinkl.com](https://www.twinkl.com)

1.


Fill half your plant  
pot with soil.



twinkl visit [twinkl.com](https://www.twinkl.com)

**2.**

**Sprinkle your seeds onto the soil.**



**3.**

**Pour more soil over the seeds.**



**4.**

**Use the watering can to dampen the soil.**



**5.**

**Set your plant pot by the window for sunlight.**



6.

**Water your seeds regularly.**



7.

**Soon your plant will start to grow.**



Let's write our own instructions now, if we do this hopefully we will be able to help flowers grow really big if we plant some!

Remember we will need a list of the equipment we will use.

Use your bossy verbs, like we did when we made marmalade sandwiches for Paddington!

You could print off this page to use as a template for writing your instructions and your list of equipment!

## Planting the sunflower seed

---

---

---

---

---

---

---

---

Equipment:




# Now it's time to follow our instructions!

Have a go at planting your own flower if you want, remember you will need to plant it in soil so that the seed gets plenty of nutrients, you will need to water it to help it grow and make sure that you put it in sunlight! A window sill would be a good place.

Have fun!

# These books have been allocated on Active Learn



## Grow A Flower


by Margaret Clyne

This book gives instructions for growing a sunflower.

Red C (KSI)

R/PI Summer

Phase 4



## Sunflowers

Find out all about growing sunflowers - what you will need, how to look after them and what to do with sunflower seeds.



Buy Print

Blue C (KSI)

Phase 5



Independent



Phonics