

# Burlington's Science Selfie Challenge





While feeding his aquarium fish/shrimps, this boy noticed that one of his shrimps had molted its exoskeleton. He was very excited and helped his dad remove it from the tank. They placed it in a small container to take a closer look and snap a photo. He explained that shrimps shed their exoskeleton as they grow.

This girl recently found a hedgehog in her garden! It was after sunset, but before it was too dark. The hedgehog was relaxing under a bush and it seemed very friendly and she agreed it was very cute!





This boy enjoyed a trip to We the Curious museum in Bristol during half term. He took part in lots of activities and especially enjoyed making giant bubbles!



This girl really enjoyed doing the experiment with Skittles and watching how all the colours mixed together with the water.





This girl worked on a “make your own rainbow” experiment last weekend. It involves using sunlight or a torch together with a mirror , sheet of paper and glass of water. She successfully created a rainbow effect on the paper using reflection of light. It was an exciting moment for her!

This girl had so much fun doing the Skittles experiment from last week's Inspiration Station. she loved seeing the bright rainbow colours when she poured warm water over them.









This boy found out that the green sea turtle is an endangered animal and that so many sea creatures are suffering from sea pollution and climate change. This inspired him to make a poster about how we can help save sea creatures. Well done!




This boy visited the New Wimbledon Theatre to see the Ministry of Science. He loved the fire tornado, explosions and methane bubbles!



This girl was really keen to do the science homework this half term. She created this brilliant poster about what we can do to keep penguins safe. Well done!



This girl had so much fun with Lottie, our science doll.  
They did lots of experiments together at home and visited  
the Science Museum where they explored the Wonderlab!








This boy had a fantastic time selecting cards and finding objects that fitted the description on each card. It was such great fun that his sister joined in too!

This boy visited Kew Gardens and identified many plants and animals. He found a very interesting plant called the titan arum, also known as the corpse flower, which is a rare and endangered flowering plant native to the Indonesian island of Sumatra. It is one of the smelliest flowers of the world (hence the name corpse flower). The flower is in bloom only for a few days and blooms only every 5-10 years. The leaf was in a separate pot!



## Jaguar poster



Jaguars are mighty cats but they are endangered species. They are native to South and Central America. They are one of the top carnivores and can hunt almost any animal! Jaguars are amphibious and good tree climbers. They are usually yellow but they can be

This boy really enjoyed doing this term's science homework. He made this fantastic poster all about jaguars being an endangered species. Well done!



This girl went on a trip to meet different birds of prey and held a little owl called Luke Skywalker, who shared the same birthday as her. Unlike many other owl species, the Little Owl is known for its daytime activity (diurnal). It is often seen perched in the open during daylight hours. She also discovered lots of different birds at the aviary. She particularly liked the Palawan peacock-pheasant as she had beautiful blue wings and striking features.





This boy took part in many science activities during the holiday including gardening, planting vegetables and flowers, petting and grooming animals and watching a rude science gastronaut scientist show where he learnt about gastronomy.



This girl was given a flower press kit and journal in the holidays. She has very diligently stuck some beautiful flowers in the journal and researched interesting facts about each one. Well done!







These siblings put on their special glasses to see the partial solar eclipse on Saturday. The sun looked like it had a bite taken out of it!

This boy enjoyed doing this term's science homework. He filled 3 containers with different materials - cotton wool, tin foil and a microfibre cloth and left another container empty. Then he put an ice cube in each and put the lid on, then checked each pot every 10 minutes for an hour. After an hour, the ice cube with no material had completely melted, and the one in tin foil was very nearly melted. The ice in the cloth and cotton wool had melted a bit but there was still a fair bit left. Therefore, he concluded that the thicker materials were better at protecting the ice cubes from melting.



