



Burlington's Science Selfie Challenge



This girl did an experiment over the long weekend. She set up an hovercraft and had to blow through a straw into a funnel connected to the boat. She could see that it provides more air under the boat. It lifts the boat and allows it to float and move for a bit. Well done!

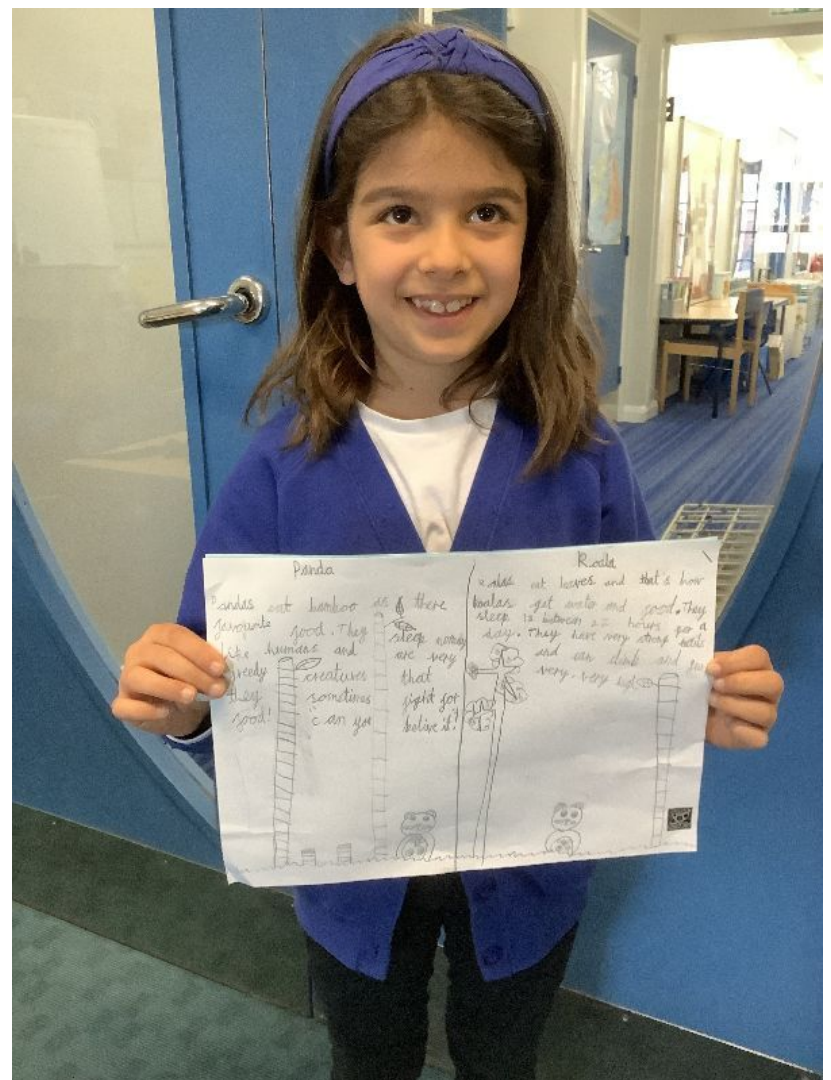




This boy was excited to try the science homework to see which materials kept the ice from melting the most. He laid out bowls with bubble wrap, a towel, foil and cotton wool and then placed similar sized ice cubes inside each. He wrote his observations every 10mins until they melted. He found the cube in the foil melted fastest and the one in the towel seemed to stay as ice the longest. He noticed that the ice cube in the towel got stuck to the towel fibres and then had the pattern of the fibres on the ice!

Clemencie chose the giant panda for her science homework. She drew a poster showing the lifecycle from a newborn panda to an adult panda in the bamboo forest and wrote some interesting facts including how we can help to save them.

This girl was excited to do the science homework this term. She made this interesting poster about pandas and koalas. We love the facts you have chosen to include - well done!



SAVE PANDERS

It lives in
china northern
vietnam and
northern
panders eat
bamboo and
berese.



They also
eat buns.

They pretend
they are
pregnant
to get better
food



Kaiden made this wonderful poster all about pandas as part of the science homework. What interesting and fun facts - well done Kaiden!



This girl went to Richmond Park and explored the Isabella Plantation. It was a really fun day outside. She saw lots of ducks on the water, including an Aix duck and a mandarin duck. They were very colourful and fun to watch. There was a sign in the park to not feed the birds. In the tall trees, she could hear woodpeckers tapping on the bark of the trees. She also saw little birds flying into holes in the trees where they live. There were so many flowers everywhere. She saw bluebells and big rhododendron bushes with beautiful pink flowers. The whole place looked bright and pretty, and it felt like a magical garden in the forest. It was a lovely adventure.



This boy was excited to try the science homework to see which materials kept the ice from melting the most. He laid out bowls with bubble wrap, a towel, foil and cotton wool and then placed similar sized ice cubes inside each. He wrote his observations every 10mins until they melted. He found the cube in the foil melted fastest and the one in the towel seemed to stay as ice the longest. He noticed that the ice cube in the towel got stuck to the towel fibres and then had the pattern of the fibres on the ice!


This girl did the science experiment and found out that cotton wool and bubble wrap were preventing the ice from melting compared to cloth and cling film. She was so interested to do this experiment and was excited to see the results. Well done!






This boy invited his mum to visit the London Wetland Centre. After being so impressed by his recent school trip there, he decided it was worth going again together.

These two classmates did the science homework together to see which material stops the ice cubes from melting the fastest. They checked the ice cubes every 10 minutes and wrote down their observations. Well done to you both!





This boy read the instructions for the science homework and prepared the materials (bubble wrap, kitchen foil, towel and cotton wool). He then started wrapping each ice cube using the 4 materials and waited for 10 minutes to unwrap them and make his observations. He listed the materials in order based on which ice cube melted the fastest: 1. kitchen foil, 2. bubble wrap, 3. towel, 4. cotton wool. Adam then re-wrapped the ice cubes and waited for another 10 mins to re-do his observations. Well done!

This girl loved taking home one of our Science Whizz Bags. She especially loved bug hunting in the garden!





This boy visited the British Library in Kings Cross St Pancras and was very impressed by the enormous number of books. He also explored the Treasures of the British Library exhibition, where he saw some of the oldest and most important books in the world, including works by Shakespeare and ancient religious texts from different countries. Some of these books are several hundred years old.

During the half term break, this boy shared his learnings from school about the solar system and then tried to recreate it himself! Caleb found out some fun facts about Saturn - it is the only planet less dense than water; if a bathtub existed large enough to hold it, Saturn would float! He also found out that Black Holes can “spaghettify” you! If you fell into a black hole, gravity would pull more strongly on your feet than your head, stretching you out into a long, thin shape like spaghetti. Wow, what interesting facts - well done!






This boy was invited to Numatic International, home of the Henry Hoover. He discovered how technology and science evolved over the years and how Henry Hoover changed as science became more advanced, leading to a better Henry. He explored the factory and learnt how the Numatic vacuums are made; millions of tiny bits of plastic are going through pipes all over the factory that are then melted and formed to create parts, then the vacuum is assembled by hand. He also helped load the completed Charles vacuums onto a crate, ready for delivery to a store.

This girl enjoyed learning about the planets and creating her solar system for this term's science homework.





Arthur in Sapphires and his Mummy did the science homework - they created the solar system and spent a lot of time painting the rings and red spot on Jupiter and getting the sun just right! They had lots of fun doing it and learnt a lot about our solar system!

This boy did an experiment at home making lava lamps with sunflower oil, food colouring, water and bicarbonate of soda!





This girl made a model of the solar system using polystyrene balls. She looked for pictures of each planet and painted them the correct colours.



This boy made this fantastic model of the solar system and loved learning about all the planets.

