



TAPESTRY
ONLINE LEARNING
JOURNAL

Burlington Infant & Nursery
School

WHAT IS TAPESTRY?

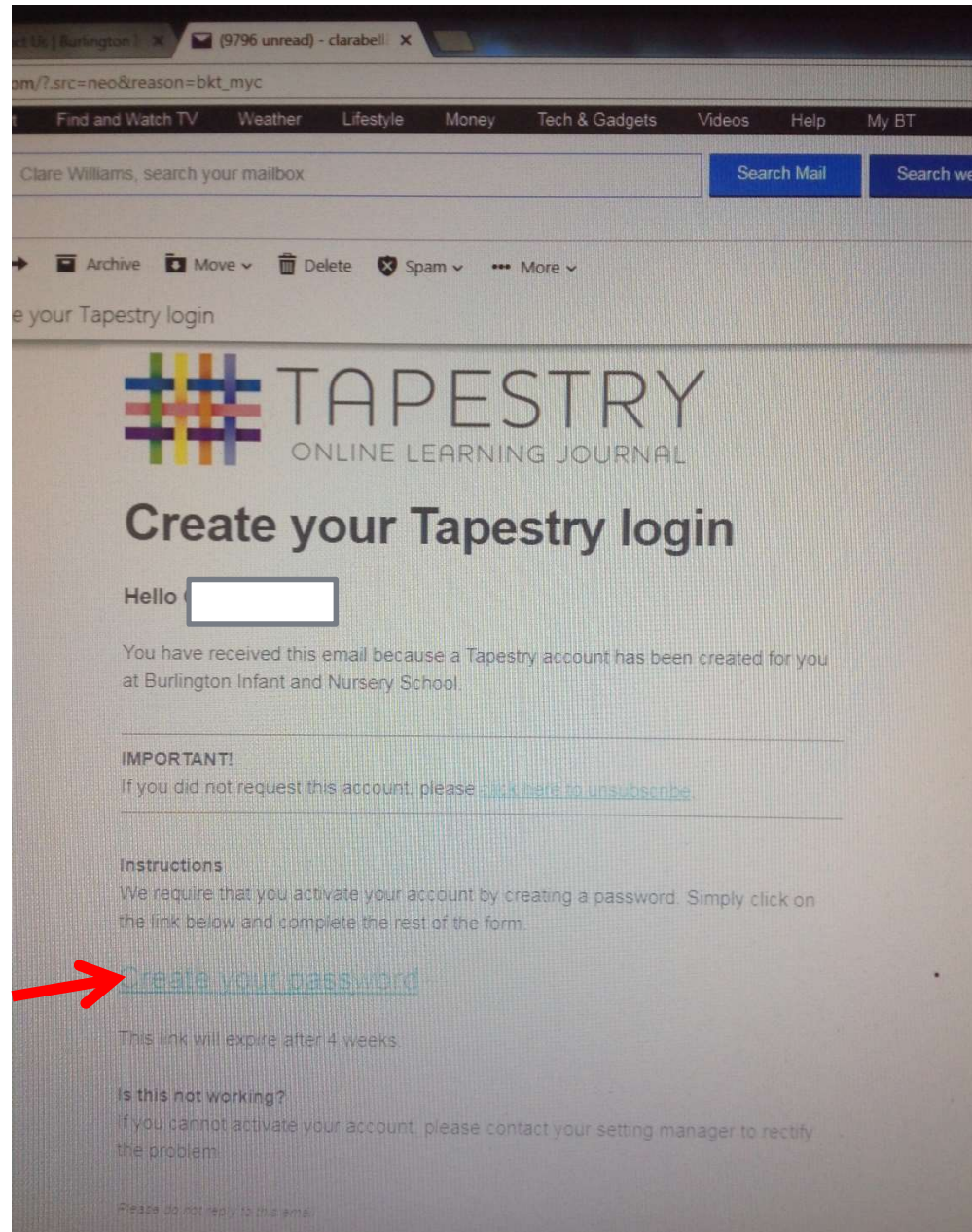
- Online Learning Journey.
- It is fully secure and only password holders can access the features.
- Parents only access their own child's Learning Journey.
- Parents can add their own comments and observations from home.



HOW DO I GET STARTED?

- If you consent to us using Tapestry for your child, we will set up an account for you.
- We will confirm which email account should be linked to your child.
- Account details will be sent to this email address for set up.
- **Please check Inbox and Spam/Junk mail!**





Create your password





Create your Tapestry login at Burlington Infant and Nursery School

Strong passwords: Current UK government advice is that passwords should be based on three random words; be different for each service you use; and never be: any family member's name, a pet's name, place of birth, favourite holiday or anything relating to a favourite sports team.

✗ The password must be at least 20 characters long, OR meet all of the following criteria

✗ The password must be at least 12 characters long

✗ The password must have at least 1 uppercase letter

✗ The password must have at least 1 number

✗ The password must have at least 1 symbol

? Must not be too easy to guess. We will check the password against a list of common passwords when it is submitted.

✓ New Password and Confirm Password must match.

New Password

Repeat New Password

Set a 4 digit pin



We will be upgrading our databases 6am to 7am BST on Sunday 8 October. Tapestry may be offline occasionally while this happens.

Clare Williams



Observations

+ Add Observation

Filter & Sort Observations

Reset filters to default

Search



Nathan's First Day in Rabbits Class

13 Sep 2017 07:54 AM by Sarah Holmes

Nathan happily spoke about his first day photo and his family! Nathan shows preference of using his left hand when using a pencil. He uses a fist grip at the moment but with good pressure and wrote hi



EYFS



Numbers

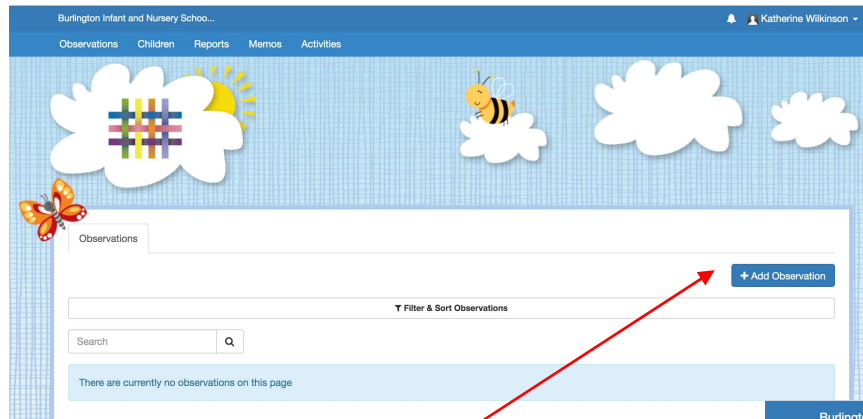
13 Sep 2017 08:03 AM by Sarah Holmes

Nathan could recognise and name numbers 0, 1, 2, 3, 4, 5, 6, 7, 8, 9, 10, 16, 18 and 20. He then went on to independently order 0-11 accurately.



EYFS

Threading



1. Click on the + Add Observation button

2. Give your observation a title

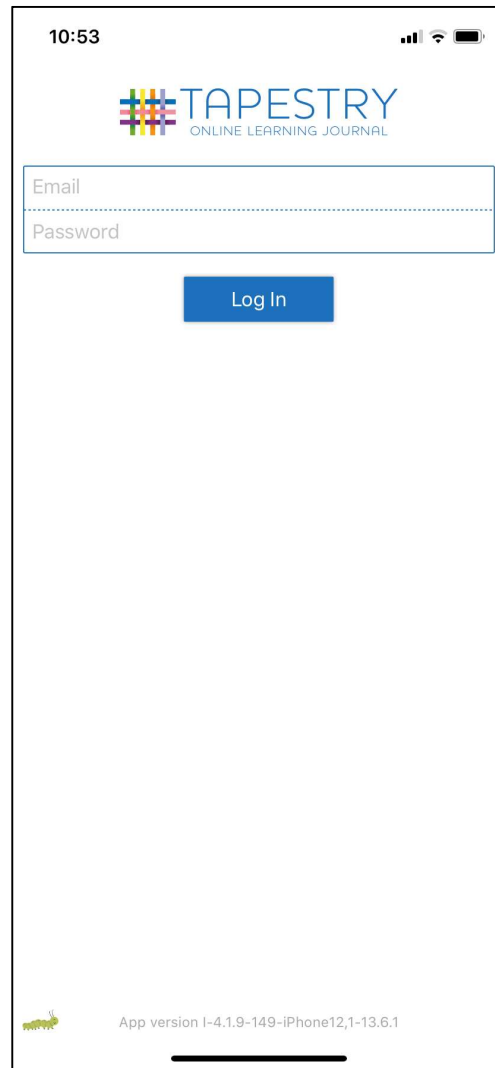
3. Notes: Write down what your photo is about

4. If you are adding a photo/video-
click 'Add Files'
Select file from your computer

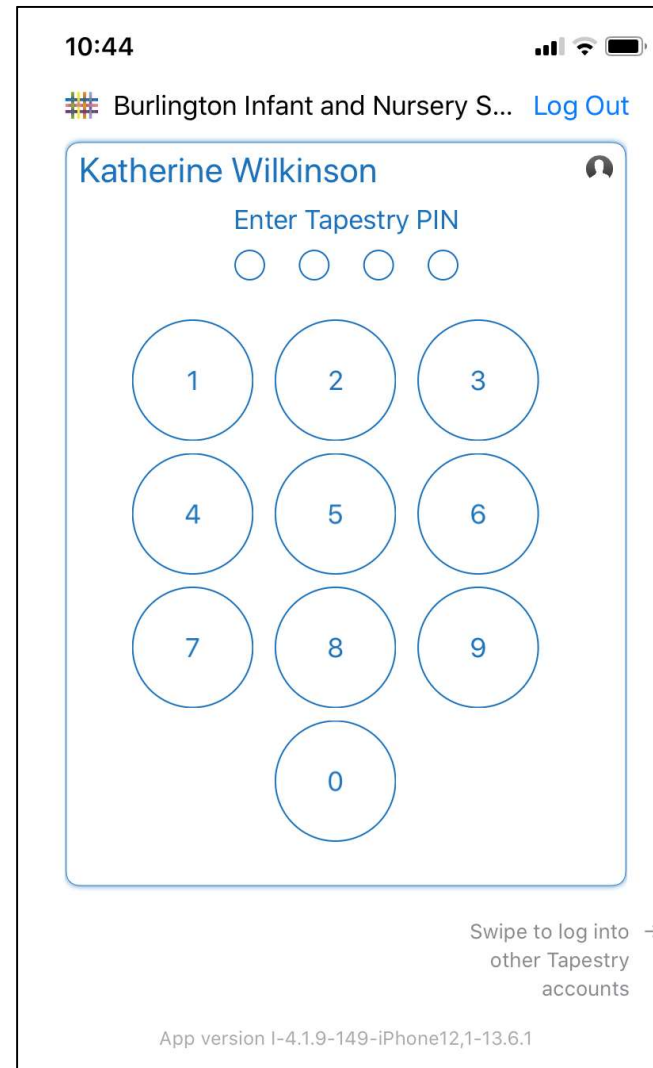
5. Click 'Start Upload' once file
is chosen

6. Click 'Save'

Download 'Tapestry Journal' from App store




Initial login page using app



TESCO 4G 18:40 55%



Burlington Infant and Nurs...



Snowy snowman and Frosty dog!

Observed 11 days ago



Self-serve playdough

Observed 19 days ago



Repeating patterns

Observed 20 days ago



Ice outside area

Observed a month ago
3 children



1. Click on the + symbol when you log in



10:39
◀ App Store

Cancel Upload

Add a Title

Write some notes

Pictures and Videos

Videos must be less than 10 minutes long



Take Picture



Record Video



Add From Library

1 child

Pick children



Sample Child

Cohort: 2021 Age: 48 months

Date of observation

14/09/2020, 10:39

1. Give your observation a title
2. Write some notes: Write down what your photo/video is about



10:39
◀ App Store

Cancel Upload

Add a Title

Write some notes

Pictures and Videos

Videos must be less than 10 minutes long



Take Picture



Record Video



Add From Library

1 child

Pick children



Sample Child

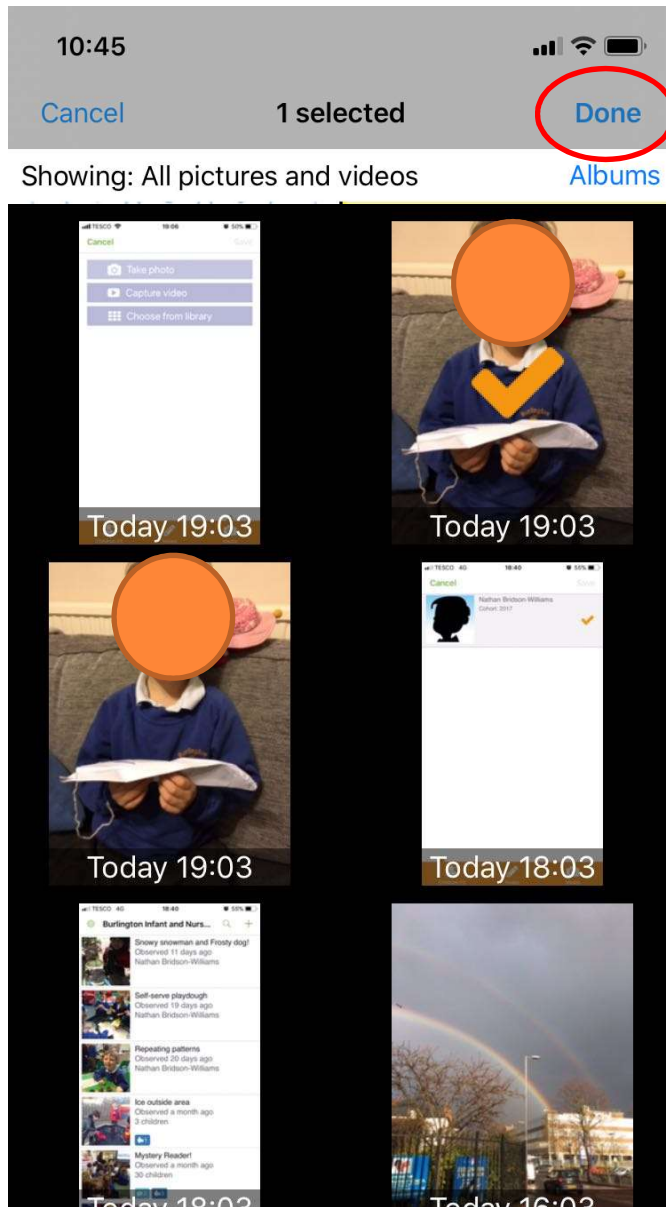
Cohort: 2021 Age: 48 months

Date of observation




14/09/2020, 10:39

3. If you are adding media, you can
- take a photo on the app
 - OR record a video on the app
 - OR add a photo from your library (one already on your phone)





4. Select the photo/s you want to add
(Library photos)
A tick will appear on selected photo
5. Click 'Done'

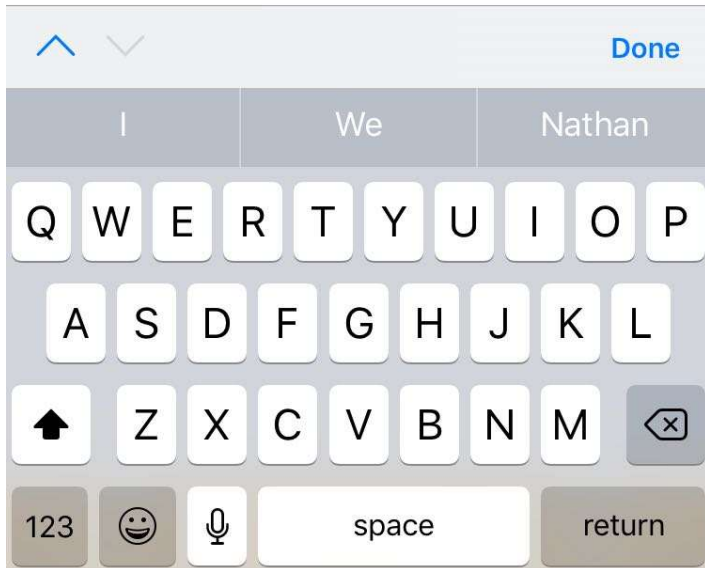
10:45   

[Cancel](#) [Upload](#)

My paper aeroplane kite!

Observation

Nathan loves making paper aeroplanes at the moment! This is his favourite one, it has string like a kite!




6. Once everything is added, press Upload!



My paper aeroplane kite!

13/03/2018 with



Nathan loves making paper aeroplanes at the moment! This is his favourite one, it has string like a kite!

Like



62 Months



Added by

The observation will now be saved. It may take a little while to be able to view depending on the file size.

Teachers will be notified when observations are added and they are then able to add comments



EXAMPLES

- We have collated a few examples to help so you can see what other parents have been adding.....



Mr Maker

Authored by Danielle Sherson added 21 Jan 2018 06:42 PM

Noah Sherson

Like

View History

Export




Notes

Noah has a real passion for creating things. His creations are getting bigger and more intricate. Each with its own backstory and purpose. We often collect him from school and he exits the classroom with some structure.

Equally he spends hours with his craft materials at home creating.

His police robot is the latest creation.



Notes

"Mummy take a photo! It's birds foot prints." "How do you know it's from a bird?" "I looked at it and I thought that it looks tiny and birds have tiny feet."

Chocolate milk

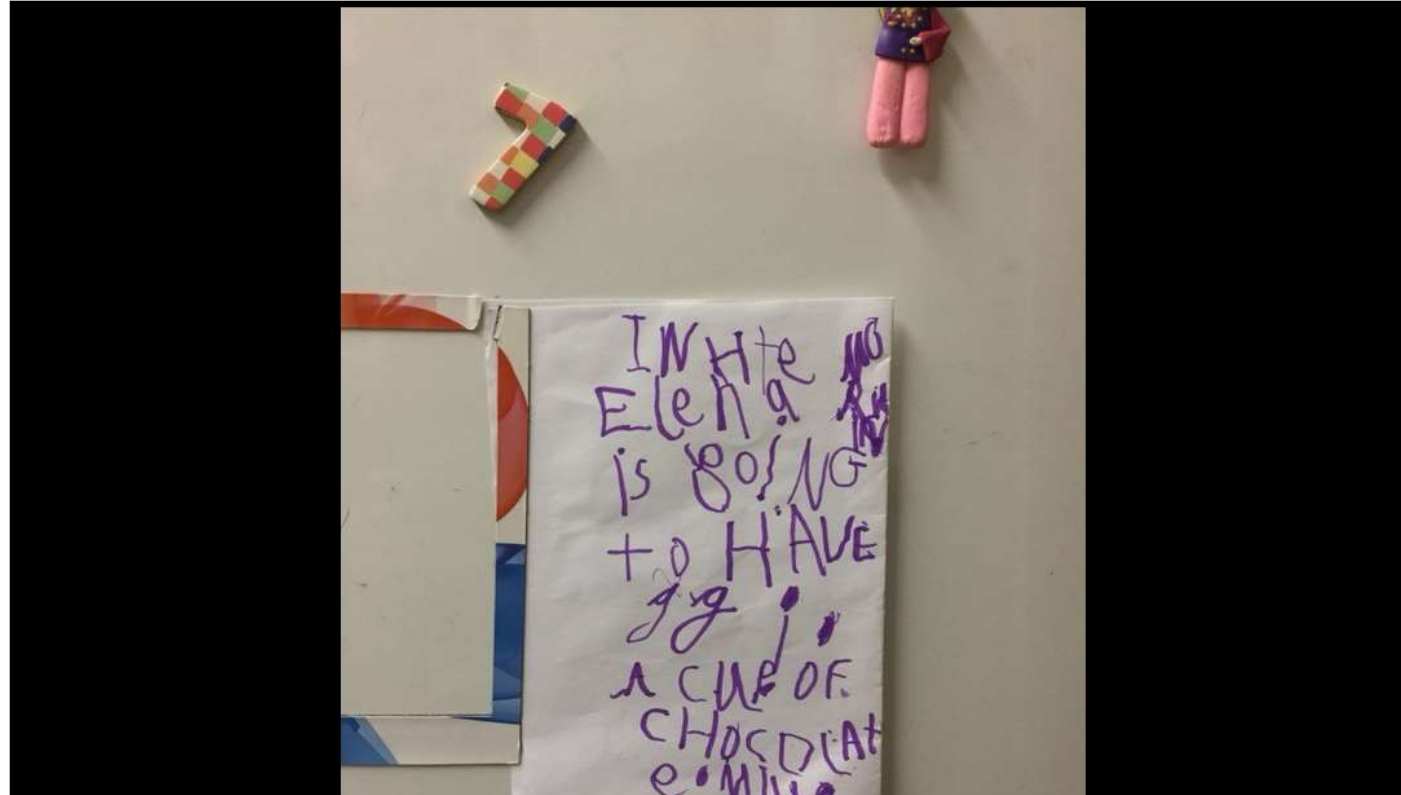
Authored by Jennifer Davies added 01 Jan 2018 08:23 PM
Approved by Katie Dwyer on 02 Jan 2018 02:57 PM

 Elena Carney

 Like

 Edit 

 View History  Export



Notes

Elena left me a reminder to make sure I didn't forget to give her the chocolate milk I'd promised!
"In the morning Elena is going to have a cup of chocolate milk"

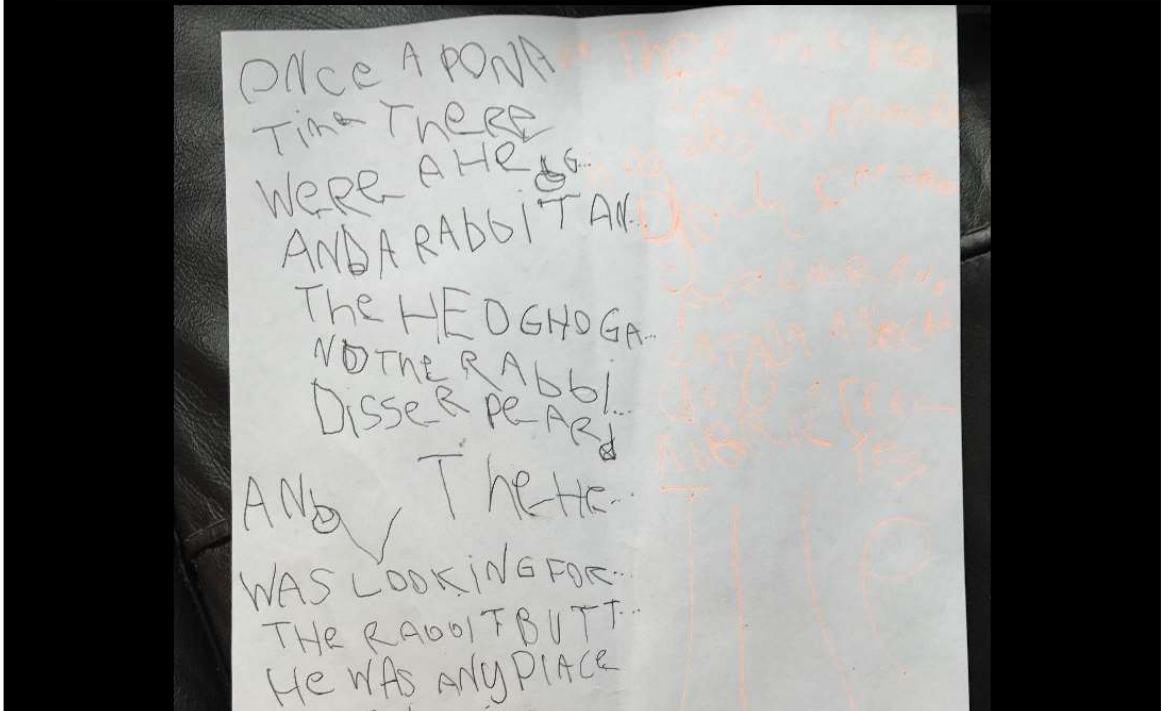
Josh writes his first story book

Authored by Anita Masih added 02 Jan 2018 01:28 PM
Approved by Lucy Chisholm on 04 Jan 2018 04:33 PM

Josh Patel

Like

View History Export



ONCE A PONA... THERE
THERE
WERE A HEDG...
AND A RABBIT...
THE HEDGHOGE...
NOT THE RABBI...
DISSE RPEAR...
AND THE HE...
WAS LOOKING FOR...
THE RABBIT BUTT...
HE WAS ANY PLACE

Notes

2 January 2018

Josh has written his first story all by himself!

It is called 'The 2 Little Hedgehog & Rabbit', by Josh Patel.

It is about the rabbit who disappeared and the hedgehog was looking for it. He found the rabbit - it was in a palace! Then the hedgehog speaks lots of different languages that Josh has listed.

Great to see such creativity!

THANK YOU

- Please let teachers know if you need any help

