

Welcome



**Welcome to Year 2!**

# The Year 2 Team



Miss Dixon  
Mercury Class



Mrs Ridley  
Jupiter Class



Mrs MacMillan  
Saturn Class



Miss Holmes/Mrs Clack  
Mrs McEvoy  
Venus Class

# Year 2 - It's a fun year!

## Cross-curricular learning

### Topics -

Autumn 1 - Happy Homes

Autumn 2 - Great Fire of London

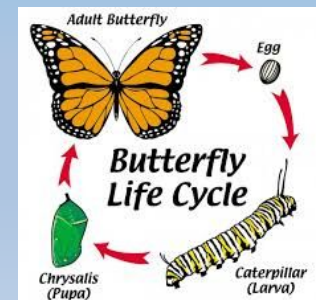
Spring 1 - Florence Nightingale

Spring 2 - Chocolate

Summer 1 - Life Cycles

Summer 2 - Plants

- Trip to The Wetland Centre
- Leavers Assembly in July
- Transition to Year 3



# Assessment

- SATs in May (letter, information meeting)
  - Reading and Maths, 2 papers for each
- Test is only 1 piece of evidence alongside all the work gathered throughout the year.
- - Working towards the expected standard
  - Working at the expected standard
  - Working at greater depth





# Reminders!



- Uniform and correct PE kit checks - children can wear PE kit on PE days
- Drop off 8.55am/ register 9am /Pick up 3.20pm
- Book bag
- Thank you for making sure everything is labelled including water bottles and clothing.

# Keeping up to date

- Tapestry
- Half termly Y2 newsletter
- Weekly school newsletter
- Website updates
- Letters and e-mails
- Attend workshops and information mornings

# Culture Bags

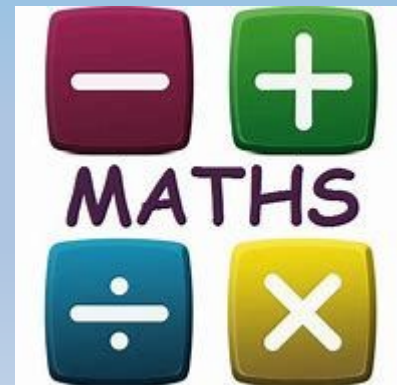


## What represents your culture?

- Pictures or examples of traditional food that the family enjoys eating.
- Photos or objects that show a Family tradition.
- Decorations, pictures or objects that help explain special occasions that are celebrated every year.
- A toy or game that is a family favourite.
- A recording of a song that the family enjoys singing.
- A piece of material that represents an outfit that might be worn on a special occasion.
- A photo or souvenir of a special place that you have visited e.g., a place of historical significance.
- An example of a traditional craft or handmade object.
- If sport is an important part of your culture, clothing, or a piece of equipment could be included in the bag.
- An example of a word or a story book written in your language.
- A picture of a famous person from your culture.
- **Or anything else that you feel represents your culture and you are comfortable sharing.**

# Maths in Year 2

- Use of practical resources
- Partition a number into tens and ones eg. 23 = 2 tens and 3 ones
- Add and subtract with exchanging
- Number bonds to 20
- Multiply and divide by 2, 5 and 10
- Fractions
- Money
- Time
- 2D and 3D shapes
- Problem-solving and reasoning





# Maths - How to help at home

- Complete weekly maths homework
- Take part in Maths Monthly Challenge
- Telling the time - o'clock, half past, quarter to, quarter past, 5 minutes
- Using money
- Talk about maths during real life events e.g. cooking, measuring



# Reading in Year 2

- 1:1 reading, group reading, whole class reading
- Fluent reading
- Check what they have read makes sense to them
- Re-tell what they have read
- Explain what they have read
- Answer questions about what they have read

We are looking for reading volunteers! If you can help in your class, please let your class teacher know! Thank you!


# Reading - How to help at home

- Regular reading at home - reading books will be sent home weekly.
- Hear your child read and read to your child a variety of texts e.g. recipes, shopping lists, games instructions, news papers.
- Talk to your child about what they have read.
- Discuss new words and their meaning.
- Predict what might happen next.
- Reading has a huge influence on children's writing.



# Writing in Year 2

- Capital letters (green), full stops, question marks, exclamation marks (red)
- Conjunctions (purple) - or, and, but, when, if, that, because
- Present tense and past tense e.g. I jump, I jumped
- Using phonics to spell words
- Spell the Year 1 and Year 2 Common Exception words
- Form letters and numbers correctly and at the correct height
- Spaces between words



# Writing - how to help at home

- Spelling homework - common exception words, phonics, national curriculum spelling rules.
- Handwriting - forming letters correctly.
- Encourage your child to make shopping lists, keep a diary, send letters/postcards to family and friends, write stories
- Encourage your child to take part in Inspiration Station and School Writing competitions



# Thank you!



We have really appreciated your support during the return to school and we look forward to a fantastic year with your children!

It's time to go and visit your child's new classroom!