



# Year 1 Autumn Term

Welcome to Year One. It has been great to see the children back and to see how well they are all settling into their new classes. We have lots of fun learning planned this half term and our topic is: **Claws, Paws, Whiskers and Wings!**





In this topic we will be learning about different animals. We will enjoy learning about birds, mammals, fish and reptiles. We will look at similarities and differences between animals, their bodies and how to look after pets.

Most of our learning this term will be linked to our topic. Below are the areas that we will cover:

<p><u>English</u></p> <ul style="list-style-type: none"> <li>-Writing about ourselves and our family</li> <li>-We will be reading a range of animal stories</li> <li>- Nonfiction booklet</li> <li>- Phonics: revisit learnt sounds from Reception and begin to learn more digraphs</li> <li>-Writing : spacing and layout, letter formation and starting to join letters</li> </ul>	<p><u>Maths</u></p> <ul style="list-style-type: none"> <li>-Sorting and counting objects</li> <li>-Counting forwards and backwards</li> <li>-1 more and 1 less</li> <li>-Comparing numbers and understanding the = sign</li> <li>-Ordering numbers and the number line</li> <li>-Ordinal numbers - 1<sup>st</sup>, 2<sup>nd</sup> 3<sup>rd</sup> etc</li> <li>-Addition and subtraction within 10</li> </ul>	<p><u>Science</u></p> <ul style="list-style-type: none"> <li>-All about me and my body</li> <li>-Identify, name and describe the bodies of: birds, mammals, fish and reptiles.</li> <li>- Comparing animals</li> <li>-Sorting animals</li> <li>-Observing over time (birds)</li> <li>- Needs and care of animals</li> </ul>
<p><u>Geography</u></p> <ul style="list-style-type: none"> <li>-Map of school grounds and 3D model</li> <li>-Exploring our school and animals around us</li> </ul> <p><u>Art</u></p> <ul style="list-style-type: none"> <li>-Discussing animal patterns and textures</li> <li>-Using colour, pattern and texture to create</li> <li>-Henri Rousseau and using thick and thin brushes</li> </ul> <p><u>ICT</u></p> <ul style="list-style-type: none"> <li>-Creating pictures using a painting program.</li> <li>-Using simple tools</li> <li>-Logging on to J2e</li> <li>-Introduction to E-safety</li> </ul>		<p><u>PE</u></p> <p>Exploring the fundamentals of PE, including balancing, moving at different speeds and jumping.</p> <p>Developing knowledge and understanding of these areas of PE.</p> <p><u>PSHE - Being me in my world</u></p> <ul style="list-style-type: none"> <li>-Class rules</li> <li>-Belonging to class</li> <li>-feeling proud</li> <li>-Recognising consequences</li> </ul>

## Reading

- Your child will bring home 2 reading books each week. They will change their books on the following days so please remember your child's reading folder on these days

 <p>Bananas</p>	 <p>Mangoes</p>	 <p>Pineapples</p>	 <p>Strawberries</p>	 <p>Watermelons</p>
Monday	Tuesday	Wednesday	Thursday	Friday

## Computing

- Children will be using J2E in many of their computing lessons. J2E is online software that provides children with the tools to develop their computing knowledge such as how to create word documents, graphics and animations. It would be really useful if the children could regularly use J2E at home so that children can independently log onto their account. Logins and passwords have been attached to the children's reading record but please speak to your class teacher if you need this information again or any support in how to access J2E.

Website: <https://www.j2e.com>

Please click on the LGfL link and then log on

The logo for LGfL (Local Government Funding Forum) is a red square with the letters 'LGfL' in white, bold, sans-serif font.

## PE

- Please remember that the children need to wear their PE kits to school and that they will be allowed to wear them for the whole day. Some PE lessons will be outside so children are allowed to wear a tracksuit so they do not get cold. Please make sure that all clothing is labelled. PE lessons will take place on:

Sapphires Class: Wednesday and Friday

Emeralds Class: Monday and Wednesday

Rubies Class: Monday and Wednesday

Diamonds Class: Tuesday and Friday

## Tapestry

- Tapestry will continue to be used in KS1. Teachers will be sharing examples of work and activities that the children have been doing in class. It will also be used to communicate messages to parents.

## Pets in School Week

We hope to invite pets into school this half term to link with our *Claws, Paws, Whiskers, and Wings* topic. If you have a friendly hamster, a gentle dog or a cute cat that would be able to visit class we can't wait to meet them. Information will be shared with parents nearer the time.

## Dates

- Friday 16th September - Parent Information Meeting about Burlington Infant and Nursery School
- Thursday 13th October - Harvest Festival
- Wednesday 19th 2-5.30pm and Thursday 20th October 4-7pm Parent Consultations. School closes at 1.45pm on Wednesday 19th.
- Friday 21st October - Wear it Pink Day, Last day of the school half term

Many thanks,  
Year 1 Team