

Year 1 Week 3 - commencing 15th June

Learning Overview - Trees!

We have planned the same learning for children who are coming to school and those who are learning at home. If your child is in school, please note from the table below which lessons will be covered there and which we are inviting you to carry on with at home. Lessons in **red** can be covered at home. Please note that the science will be done at school but you might find it fun and interesting to go on a 'tree spotting' walk at home too.



If your child is not coming to school we would love to see as a minimum both of the maths worksheets (ordering numbers and one more, one less) and the writing based on the video 'The Children's Tree' as well as reading on Bug Club.

Week 3 - Learning for children <u>attending school</u> for 2 days.	
Work being completed at SCHOOL	<ul style="list-style-type: none">• Maths session 1 (including both worksheets)• Grammar, Phonics, Handwriting and Spelling• Science• English story writing• Book Quiz• PSHE and Art
Work to do at HOME	<ul style="list-style-type: none">• Maths session 2• Reading on Bug Club• Sentence games on Grammar and Spelling Bug• Science tree spotting walk• History• Music• PE• Computing• Brain gym exercises

Week 3 Learning for children <u>staying at home</u> .	
<ul style="list-style-type: none">• Maths session 1 & 2 (please submit both the worksheets from session 1 on Google classroom)• Grammar, Phonics, Handwriting and Spelling• Science - Trees• English story writing (please submit oin Google Classroom)• Book Quiz• PSHE and Art• Reading on Bug Club (we will check to see how you are getting on)• Sentence games on Grammar and Spelling Bug• Science tree spotting walk• History• Music• PE• Computing• Brain gym exercises	

Maths (Session 1: Place Value at school, Session 2: number fact families and mental maths). Children at home fulltime should complete both session 1 and session 2 at home.

Session 1: Place value part 2. We learn to order numbers using our understanding of place value, and identify one more and one less.

Session 2: Recap of the number fact families (using a teaching video and accompanying worksheet) and mental maths.

Hen 1	Hen 2	Hen 3
10 eggs	10 eggs	10 eggs
10 eggs	10 eggs	10 eggs
10 eggs	10 eggs	10 eggs
		10 eggs
		10 eggs
		10 eggs
		10 eggs
		10 eggs
		10 eggs

English (school)

We had a request from a child for more story writing! This week we are focusing on writing good sentences. The children will be watching a short animation film called 'The Children's Tree', sequencing the story, then writing it. It is important that they do the grammar lesson and videos/games on Spelling and grammar Bug first to help them write really good sentences.



Science (school - but you might like to go on a tree spotting walk at home too!)

This week we are covering a key part of the Year 1 Science curriculum. Children need to be able to tell the difference between evergreen trees (ones that keep their leaves all year) and deciduous trees (trees that lose their leaves in autumn). They also need to be able to name some common trees so we have provided a Tree spotting sheets to use when out on walks.

Alternatively you can download the amazing Woodland Trust tree spotting App!




Book quiz - Seasons come, Seasons Go TREE (school)

Follow the slides to read the book and look at the beautiful pictures. The questions focus on the changes to trees through the four seasons.



PSHE and Art (school)

This week we are reading 'The Colour Monster', a book which shows emotions through colour. We will be using this to talk to the children about some of their feelings and tools for dealing with tricky emotions. We will then use some of these emotion colours to create a piece of Andy Warhol inspired artwork.



History (home)

A key part of the year 1 history curriculum is for children to understand what the past is and discuss events in the past by using timelines. This week we revisit our Space topic, and would like you to make your own timeline of space events through history. You can use the template provided on google classroom, or use the events to make your own timeline.



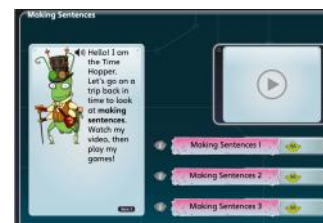
Music (home)

Join in with Mrs Williamson and her family for this week's music lesson.




Handwriting, Reading, Phonics, Spelling and Grammar

1. Reading: (all at home) Books on Bug Club
2. Handwriting (at school) round letters e o c a
3. Spelling: (at home) Option 1: *put, push, pull, full* Option 2: *child, children, wild, climb*
4. Phonics: (at school) revising using the alternative spellings for the 'ee' phoneme
5. Grammar: (at school **and home**) what makes a good sentence- composing a sentence orally before you write it.
Please play the Active Learn sentence games at home.



PE (at school **and home** - can be repeated)

See all the options for yoga, workouts, dance and gymnastics on the PE slides. You can also have a go at all of your teacher's challenges!



3 Minute Brain Gym exercises (at school **and home** - can be repeated)

Have fun keeping your brain active with these songs, dances, questions, activities and games. Mums and Dads can join in too!

Computing (at home)

Look at the slides for ideas on how to logon to LGFL and use J2e or Busy Things etc! You could even write your story on there!



